

SOLUTION TO LIVING FOR GOD Senior Activity Book

Scriptures

Easy-to-Read Version (ERV)

Copyright © 2006 by World Bible Translation Center

Contemporary English Version (CEV)

Copyright © 1995 by American Bible Society

New Century Version (NCV)

The Holy Bible, New Century Version®. Copyright © 2005 by Thomas Nelson, Inc.

New Living Translation (NLT)

Holy Bible. New Living Translation copyright© 1996, 2004, 2007, 2013 by Tyndale House Foundation.

Used by permission of Tyndale House Publishers Inc., Carol Stream, Illinois 60188. All rights reserved.

New International Version (NIV)

Holy Bible, New International Version®, NIV® Copyright © 1973, 1978, 1984, 2011 by Biblica, Inc.®

Used by permission. All rights reserved worldwide.

Images

Some of the images used in this book were purchased from Vector Stock and Graphics Factory but were modified by the author. The rest of the images were created by the author.

Trails, mazes © Bisi Adeyi

Solution To Living For God Senior Activity Book

Copyright © 2016 Bisi Adeyi

Published by Set Apart Child

Canada

www.setapartchild.com

Contact Email: setapartchild@gmail.com

All Rights Reserved. No part of this publication may be reproduced, stored in a retrieval system, or transmitted, in any form or in any means – by electronic, mechanical, digital, photocopying, recording or otherwise – without prior written permission of the publisher.

Lesson 1—Live For God

Reverse The Text

Reverse the letters of each word in the box below and fill them in the footsteps to find out the things to do to live for God.

1. CHILD GOD

2. HOLY SPIRIT

3. GOD'S WORD

4. PRAY GOD

5. ALONE TIME

6. PLEASE GOD

7. GOD SORRY

8. FORGIVE OTHERS

9. EVERYONE JESUS

10. FRIENDS BELIEVERS

11. GOING HELPING

12. HELP HEART

1. Know that I am a **CHILD** of **GOD**.

2. Ask the **HOLY SPIRIT** for help.

3. Obey **GOD'S WORD**.

4. **PRAY** to **GOD**.

5. Spend **ALONE TIME** with God.

6. Live **PLEASE GOD**.

7. Tell **GOD SORRY** for any wrong I do.

8. **FORGIVE OTHERS**.

9. Tell **EVERYONE** about **JESUS**.

10. Make **FRIENDS** with **BELIEVERS**.

11. Keep **GOING** to and **HELPING** out at church.

12. **HELP** out others with all my **HEART**.

Lesson 1—Live For God

Vowels String Along

**SO THEN, JUST AS YOU
RECEIVED CHRIST JESUS
AS LORD, CONTINUE TO
LIVE YOUR LIVES IN HIM.**

All the vowels in the footsteps asterisks—*, so change the asterisks back to vowels. Then follow the string from the footsteps to Jesus to write out the memory verse.

Lesson 2—Child Of God

Circle The Behaviours

Circle all the behaviours that God expects of you because you are His child.

Not believing	Shouting angrily	Being thankful	Being loving	Stealing
Being bitter	Being filled with the Spirit	Speaking foolishly	Forgiving others	Living wisely
Working hard	Telling lies	Saying what people need	Saying harmful things	Being kind
Speaking the truth	Sharing with the poor	Refusing to listen	Living in the Light	Doing good

Lesson 2—Child Of God

Decode The Stars

**BUT TO ALL WHO DID
ACCEPT HIM AND BELIEVE IN
HIM HE GAVE THE RIGHT TO
BECOME CHILDREN OF GOD.**

Decode the stars using the code box to write out the memory verse.

Read each Bible verse
and use it to answer
the question.

LET THE
CHILDREN USE
THEIR
IMAGINATION.

Lesson 3—Holy Spirit

Letters Table

G	V	T	C	Z	X	Q	M	D	J
V	E	H	G	J	C	V	V	Q	G
D	N	M	V	D	X	Z	F	A	T
J	I	W	I	M	Z	G	E	C	H
G	D	Q	L	Q	M	C	H	M	E
V	J	G	L	A	S	K	T	V	R
C	Q	Z	X	J	D	V	X	Q	T
X	D	U	O	Y	D	N	E	S	O
Z	V	T	C	M	Q	V	X	Q	Z
Q	G	H	X	D	G	V	C	X	V
M	V	E	Z	J	S	P	I	R	C
D	C	H	O	L	Y	G	V	I	X
J	X	C	X	Z	Q	M	D	T	Z
O	Y	P	L	E	J	G	V	W	Q
U	Z	G	V	H	C	X	Q	H	M
A	Q	C	X	L	L	I	W	O	D
N	M	G	V	C	X	Z	Q	M	J
D	A	L	W	A	Y	S	B	E	D
J	G	V	Z	Q	Q	G	X	W	Z
M	D	J	U	O	Y	H	T	I	G

Start from the shaded cell and draw an unbroken line through the letters that make up the memory verse words. Then write out the memory verse below.

THEN I WILL ASK THE FATHER TO SEND
YOU THE HOLY SPIRIT WHO WILL HELP
YOU AND ALWAYS BE WITH YOU.

Lesson 4—Obey God's Word

Right Lines

Trace the lines to get
the right answers.

Which line leads to
hearing and obeying
God's Word?

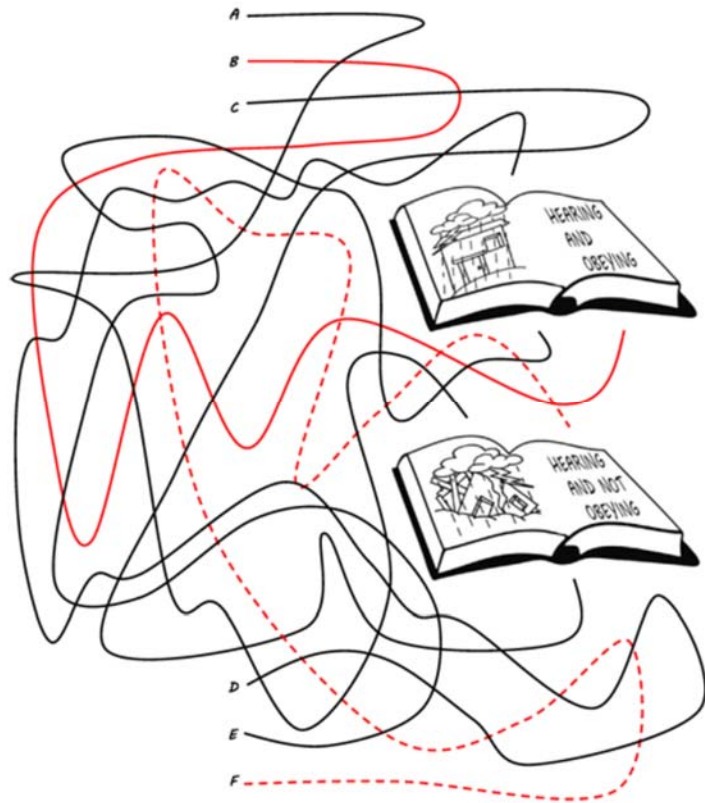
A, B or C

Answer: LINE **B**

Which line leads to
hearing but not obeying
God's Word?


D, E or F

Answer: LINE **F**



Lesson 4—Obey God's Word

Rearrange The Bibles



Rearrange
the Bibles
to write
out the
memory
verse.

Lesson 5—Pray To God

Fill-in The blanks

Read the Bible verses and fill in the missing words about what you need to know about prayer, so that you can live for God.

Romans 8:26: The **HOLY SPIRIT** helps me to pray.

John 14:14: I must pray in the name of **JESUS**.

Matthew 7:8a: When I pray (or ask), I **RECEIVE** from God.

Matthew 21:22: I must **BELIEVE** God when I pray.

1Thessalonians 5:17: I need to pray **ALWAYS**.

Philippians 4:6: I should pray about **EVERYTHING**.

1John 5:14: I am to pray according to **GOD'S WILL**.

Lesson 5—Pray To God

Unscramble

Unscramble the words to fill in
the blanks in the memory
verse below.

Don't ¹**WORRY** about
²**ANYTHING**; ³**INSTEAD**, ⁴**PRAY**
about ⁵**EVERYTHING**. ⁶**TELL**
⁷**GOD** what you ⁸**NEED**, and
⁹**THANK** ¹⁰**HIM** for ¹¹**ALL** he
has ¹²**DONE**.

1. RWOYR	WORRY
2. GYTNNIHA	ANYTHING
3. EAISDNT	INSTEAD
4. RPYA	PRAY
5. TEVNIEHRYG	EVERYTHING
6. ELLT	TELL
7. GDO	GOD
8. ENED	NEED
9. HKTAN	THANK
10. IHM	HIM
11. LAL	ALL
12. NEDO	DONE

Lesson 6—Alone Time

Cross-out Bible Books

Starting from the first book of the Bible, cross out all the books of the Bible in that order and use the remaining words to fill in the blanks for the answer. Start on a new line after any word with a full stop.

NUMBERS TO	JUDGES GOD.	EZEKIEL GOD	2SAMUEL FOR
PSALMS GOD	1CHRONICLES GOD'S	EZRA THROUGH	EXODUS MY
1SAMUEL GOD	GENESIS COMMIT		1KINGS HELP.
SONG OF SONGS* AND	DANIEL MORE.	RUTH ASK	JOB TRUST
LEVITICUS WAYS	2CHRONICLES WILL	ECCLESIASTES GUIDE	LAMENTATIONS KNOW
ISAIAH INSTRUCT	JOSHUA PRAISE	NEHEMIAH HIS	DEUTERONOMY GOD.
ESTHER WORD.	2KINGS KNOW	JEREMIAH ME.	PROVERBS TO

What you can do during your alone time with God to live for Him?

1. COMMIT MY WAYS TO GOD.
2. PRAISE GOD.
3. ASK GOD FOR HELP.
4. KNOW GOD'S WILL THROUGH HIS WORD.
5. TRUST GOD TO GUIDE AND INSTRUCT ME.
6. KNOW GOD MORE.

Lesson 6—Alone Time

NATO Phonetic Alphabets

Charlie O Mike E

November E A Romeo Tango O

Golf O Delta A November Delta

Hotel E Whiskey I Lima Lima

Charlie O Mike E November E A Romeo

Tango O Yankee O U.


Decode the non-vowel letters using the NATO phonetic alphabet code words and guess the vowels (the asterisks—*) to spell out the memory verse.

COME NEAR TO GOD AND HE WILL COME NEAR TO YOU.

God wants you to live
to please Him by doing
things His own way.
Write how the parts
of your body—eyes,
mouth, ears, hands and
legs—can be used in
doing things to please
God.

LET THE
CHILDREN USE
THEIR
IMAGINATION.

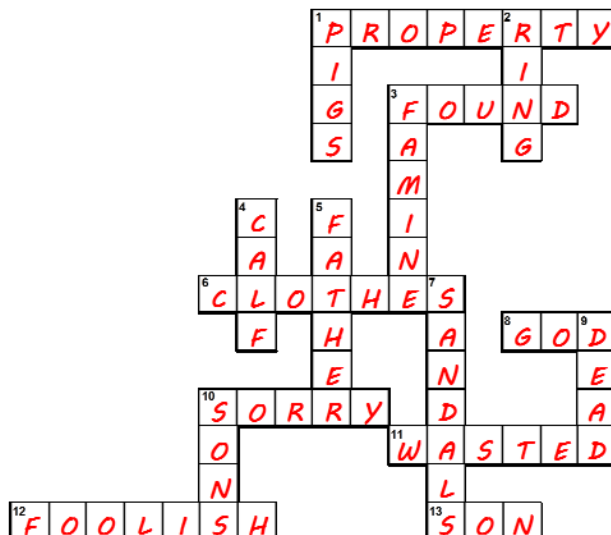
OFFER YOUR LIVES AS AN
OFFERING THAT IS ONLY
FOR GOD AND PLEASING TO
HIM.


represent the missing
vowels [A E I O U] and
* represent some
missing non-vowels
letters in the memory
verse.
Decode the vowels
and guess the missing
non-vowels letters to
write out
the memory verse
below.

Lesson 8—Tell God: Sorry

Cross Word

Read Luke 15:11-24 to
fill in the word that
fits each clue in the
crossword.



Lesson 8—Tell God: Sorry

Number The Words

Use the words in the word box below to fill in the missing
words in the memory verse.
Number the words in the word box in the order you used them
in the memory verse.

But if we ¹CONFESS our ²SINS, ³GOD
will ⁴FORGIVE us. We can ⁵TRUST
⁶GOD to do this. He ⁷ALWAYS does
what is ⁸RIGHT. He will ⁹MAKE us
¹⁰CLEAN from ¹¹ALL the ¹²WRONG
¹³THINGS we have ¹⁴DONE.

#	WORDS
11	ALL
7	ALWAYS
10	CLEAN
1	CONFESS
14	DONE
4	FORGIVE
3	GOD
6	GOD
9	MAKE
8	RIGHT
2	SINS
13	THINGS
5	TRUST
12	WRONG

*Lesson 9—Forgive Others
Your Own Words*

Read Matthew 18:21-35 and write the dialogue in your own words between the king and the servant, and the meaning of the story Jesus told.

**LET THE
CHILDREN USE
THEIR
IMAGINATION.**

*Lesson 9—Forgive Others
Decode The Symbols*

**BUT IF YOU DON'T FORGIVE
OTHER PEOPLE, THEN YOUR
FATHER IN HEAVEN WILL
NOT FORGIVE YOUR SINS.**

*Decode the symbols
using the code box to
write out the memory
verse.*

The words in the trains are backwards, reverse the words to write out the good news about Jesus.

Example: (elpmaxe na si sihT) is (This is an example).

·doG morf uoy detarapes evah snis ruoy dna rennis a era uoY
You are a sinner and your sins have separated you from God.

·snis ruoy morf uoy evas ot suseJ tnes eH dna uoy sevol
doG taht si swen doog ehT

The good news is that God loves you and He sent Jesus to save you from your sins.

·doG rof evil nac uoy os daed eht morf esor eH dna snis
ruoy morf uoy evas ot ssorc eht no deid suseJ

Jesus died on the cross to save you from your sins and He rose from the dead so you can live for God.

·devas eb lliw uoy dna suseJ ni eveileB :syas droW s'doG
God's Word says: Believe in Jesus and you will be saved.

Lesson 10—Tell Everyone

Pictures To Words



Change the pictures to words to write out the memory verse.

The verses (on the left)
describe various types of
friends—some help you live for
God; others don't—and they
are numbered from 1 to 7.

Write the names of your
friends in the first column and
put the numbers of the verses
that describe the type of
friends they are in the second
column.

LET THE
CHILDREN USE
THEIR
IMAGINATION.

MARY	DOING	RICK	AND	NICOLE
YOU	JAMES	STEVE	GROW	JUST
DOUG	FAITH	LYNDA	ENCOURAGE	RICHARD
OTHER	EVELYN	SO	ALREADY	JOHN
ZOYA	OTHER	ARE	HENRY	AS
IN	IAN	JERRY	HELEN	EACH
ANN	LISA	DICK	EACH	MAGY
WENDY	HELP	TIM	STRONGER	ANITA

Cross out all the
names, circle the
remaining words and
rearrange the circled
words to write out the
memory verse.

SO ENCOURAGE EACH OTHER AND HELP EACH OTHER GROW STRONGER IN FAITH,
JUST AS YOU ARE ALREADY DOING.

Lesson 12—Being At Church
Things To Do

Make a list of things
to do at church.

Draw a smiley face ☺
beside the things YOU
do at church.

LET THE
CHILDREN USE
THEIR
IMAGINATION.

Lesson 12—Being At Church
Missing Letters

YOU sHould Not sTaY awAY
fROm tHe cHuRCh MeEtInGs,
as SoME are dOInG, bUt
YOU ShouLD MEet TOgeThER
And eNCouRAGE EaCh
oThER.


Fill in the
missing
letters of
the
memory
verse.

Lesson 13—Help Out
Person To Help

Write how you can live
for God by helping each
person (listed in the
box) out with all your
heart.

LET THE
CHILDREN USE
THEIR
IMAGINATION.

Lesson 13—Help Out
Number The Hearts



Number the
word in each
heart as it
appears in the
memory verse.
Then write out
the memory
verse below.

WHATEVER YOU DO, WORK AT IT WITH ALL YOUR HEART, AS WORKING FOR THE LORD,
NOT FOR [PEOPLE].