

SOLUTION TO BELIEVE IN JESUS Senior Activity Book

Scriptures

Easy-to-Read Version (ERV)

Copyright © 2006 by World Bible Translation Center

Contemporary English Version (CEV)

Copyright © 1995 by American Bible Society

New Century Version (NCV)

The Holy Bible, New Century Version®. Copyright © 2005 by Thomas Nelson, Inc.

New Living Translation (NLT)

Holy Bible. New Living Translation copyright© 1996, 2004, 2007, 2013 by Tyndale House Foundation.

Used by permission of Tyndale House Publishers Inc., Carol Stream, Illinois 60188. All rights reserved.

New International Version (NIV)

Holy Bible, New International Version®, NIV® Copyright © 1973, 1978, 1984, 2011 by Biblica, Inc.®

Used by permission. All rights reserved worldwide.

Images

Some of the images used in this book were purchased from Vector Stock and Graphics Factory but were modified by the author. The rest of the images were created by the author.

Trails, mazes © Bisi Adeyi

Solution To Believe In Jesus Senior Activity Book

Copyright © 2016 Bisi Adeyi

Published by Set Apart Child

Canada

www.setapartchild.com


Contact Email: setapartchild@gmail.com

All Rights Reserved. No part of this publication may be reproduced, stored in a retrieval system, or transmitted, in any form or in any means – by electronic, mechanical, digital, photocopying, recording or otherwise – without prior written permission of the publisher.

Lesson 1—God Made You

Names Search

Read the short story
and underline the
names of all those God
made like Himself.
Then do a word search
of all the names you
have underlined.



JACK
GLADY
TIM
SHARON
LENA
DENNIS
SANDY
WILLIAMS
ZOYA
HARRIS
MALLIE
LEE
TIMI
LOLA
KATHYA
RASHI
BIM
NATHASHA

Lesson 1—God Made You

Words Table

YES	I	KNOW	THAT	MY	I
REDEEMER	LIVES	JESUS	BECAUSE	YOU	PRAISE
IS	MY	MADE	YOU	LIGHT	HE
THE	WAY	ME	THE	TRUTH	AND
LIFE	NO	IN	ONE	COMES	TO
THE	FATHER	AN	BUT	BY	HIM
WONDERFUL	AND	AMAZING	FOR	THE	LORD
WAY	IS	GOOD	IN	HIM	I
WHAT	YOU	LIVE	AND	HAVE	MU
BEING	HAVE	WHAT	AN	AMAZING	GOD
I	DONE	IS	WONDERFUL	I	KNOW
SERVE	YOU	ARE	SO	GOOD	THIS
TO	ME	I	KNOW	WELL	VERY

Start from the
shaded cell and
draw an unbroken
line through the
memory verse
words. Then write
out the memory
verse below.

Lesson 2—How Sin Started

Decode The Faces

AS A RESULT OF ADAM

Decode the faces
using the code box
to find out why
God's Word says
everyone has
sinned.

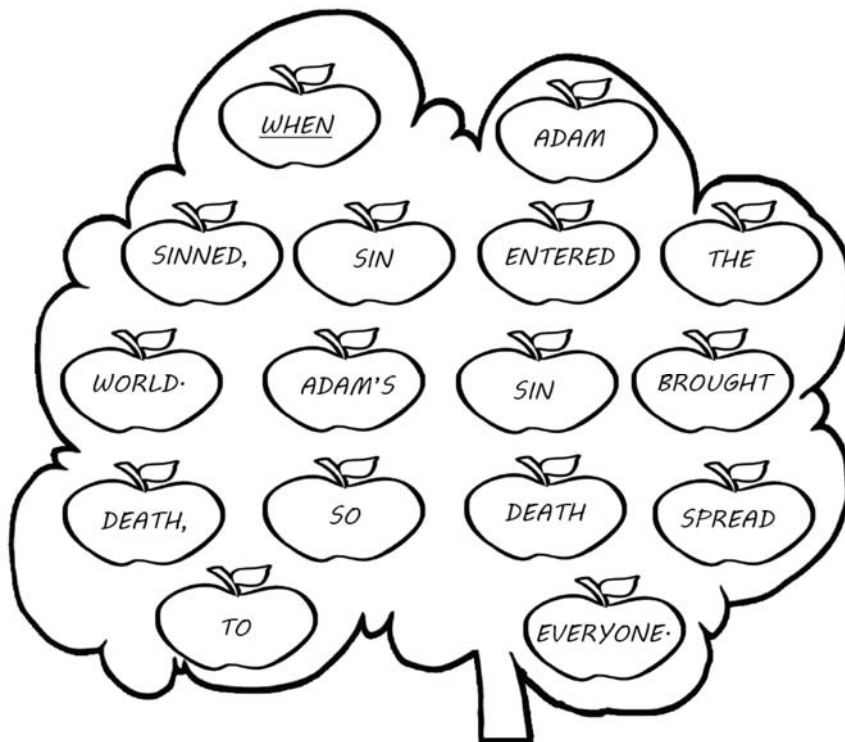
DISOBEYING GOD, SIN CAME

INTO EVERYONE AND

EVERYONE BECAME A SINNER.

Lesson 2—How Sin Started

Rearrange The Apples



Rearrange the apples
to write out the
memory verse.

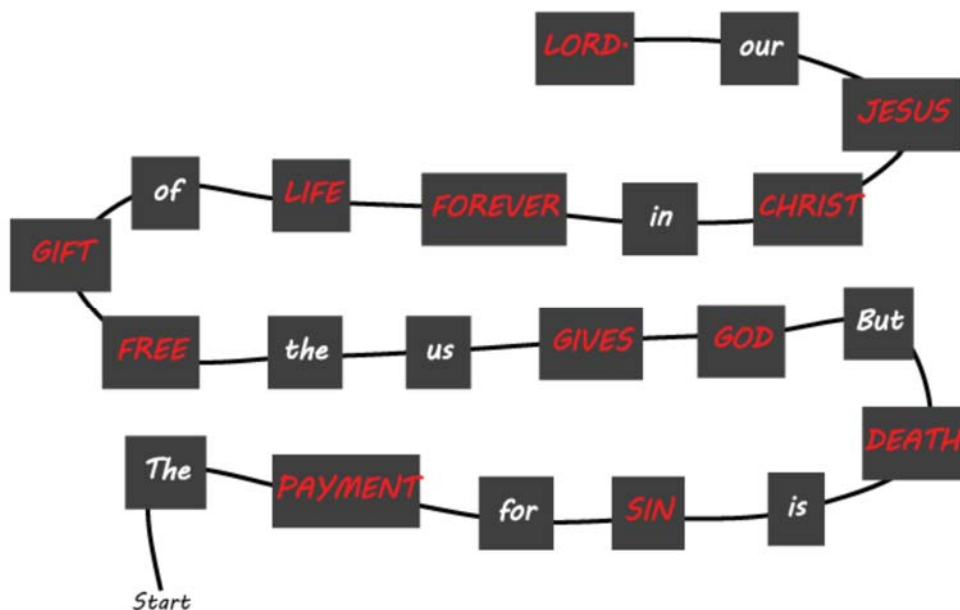
Start from the underlined word
and cross out the apples as you
use them.

Lesson 3—Sins Separate
Sin Maze

Help the boy find his
way out of the sin
maze that separated
him from life in Jesus.



Lesson 3—Sins Separate
Scrambled String Along



Follow the
string and
unscramble
the
scrambled
words to
write out
the memory
verse.

Lesson 4—The Good News

Match The Boxes

God showed His love to you by
sending Jesus because:

Fill in the
blanks by
matching the
boxes on the
right to the
boxes on the
left.

JESUS is God's ONLY Son.	DIE, SAVE
Only Jesus can SAVE you from your SINS.	JESUS, ONLY
Jesus had to DIE to SAVE you from your sins.	BRING, GOD
Only Jesus can BRING you to GOD.	SAVE, SINS

Lesson 4—The Good News

Caps Pick Up

For GOD so
LOVED the
WORLD that he
GAVE his one and
ONLY SON, that
whoever BELIEVES
in him shall not
PERISH but have
ETERNAL life.

G h k w O p D e p y h e
b L k h s p O w m V l t
f j E n b v c D w s p l k
m h t r d e W s b n O k
h g R d s L z x p D u b
G h m l p A o u V g t E
f O c d e N q a z L s w e
d c v Y r t g S n h y O j
n m l o N l k m n B v c
E z L s d I g E j k l p o
I V y t r E w S n g r f P l
o k E j u h y R t f I d e d
w w S q a b H u o k E r
d T q s E b g R y j m l p
I j N y g c t A d x L s j h

Pick up the caps
letters and circle them
as you go through the
letters in the box from
the top line, going
from left to right.
Then use the circled
caps letters to fill in
the blanks in the
memory verse.

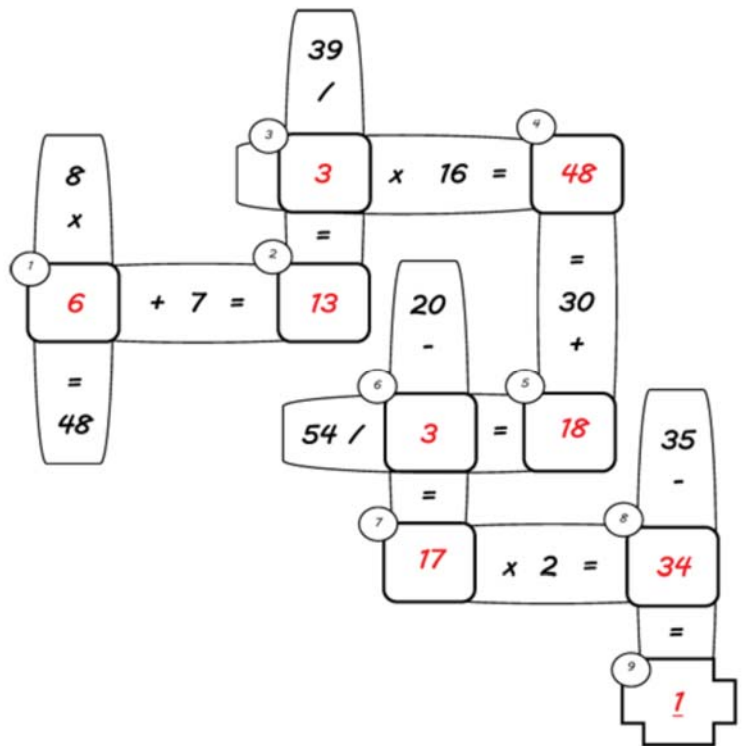
Lesson 5—Lamb Of God

Do The Math

Do the math step by
step to get the
answer.

How many times was
Jesus sacrificed for
your sins?

Answer: **1**



Lesson 5—Lamb Of God

Cross-out & Rearrange

LAMB	BULL	[JESUS]	COW	DOES	GOAT	PIGEON
NOT	BULL	PIGEON	OFFER	COW	TURTLEDOVE	TO
NEED	TURTLEDOVE	ONCE	GOAT	LAMB	SACRIFICED	OXEN
COW	ALL	GOAT	DAY	PIGEON	BULL	LAMB
LAMB	GOAT	HE	PIGEON	TURTLEDOVE	LAMB	GOAT
PIGEON	OXEN	LAMB	GOAT	DAY	OXEN	FOR
THEIR	GOAT	TURTLEDOVE	BULL	SINS	SACRIFICES	COW
BULL	HIMSELF	COW	AFTER	TURTLEDOVE	WHEN	FOR
LAMB	PIGEON	HE	OXEN	OFFERED	GOAT	LAMB

Cross out all the
animals, circle the
remaining words and
rearrange the circled
words to write out the
memory verse.

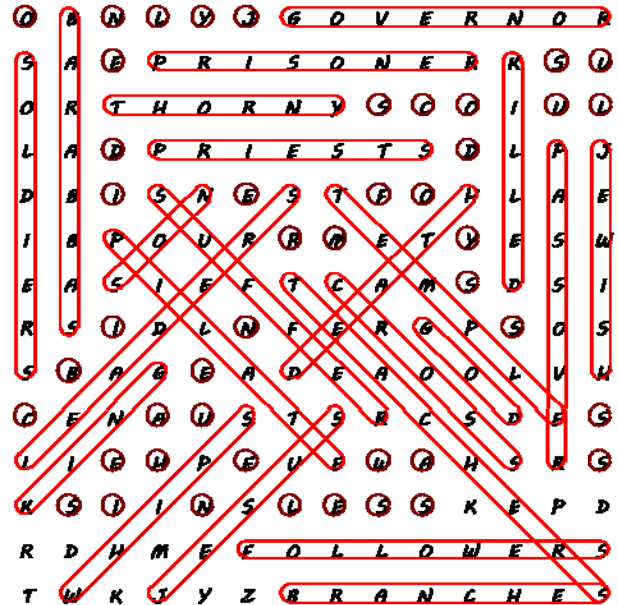
HE DOES NOT NEED TO OFFER SACRIFICES DAY AFTER DAY. [JESUS] SACRIFICED
FOR THEIR SINS ONCE FOR ALL WHEN HE OFFERED HIMSELF.

Lesson 6—Jesus Died
Message Word Search

Find the words in the list. When you are done, circle and write out the unused letters from the top line going from left to right until you complete the message below.

Message

ONLY JESUS COULD DIE
FOR MY SINS BECAUSE HE
WAS SINLESS.



Lesson 6—Jesus Died
Missing Vowels

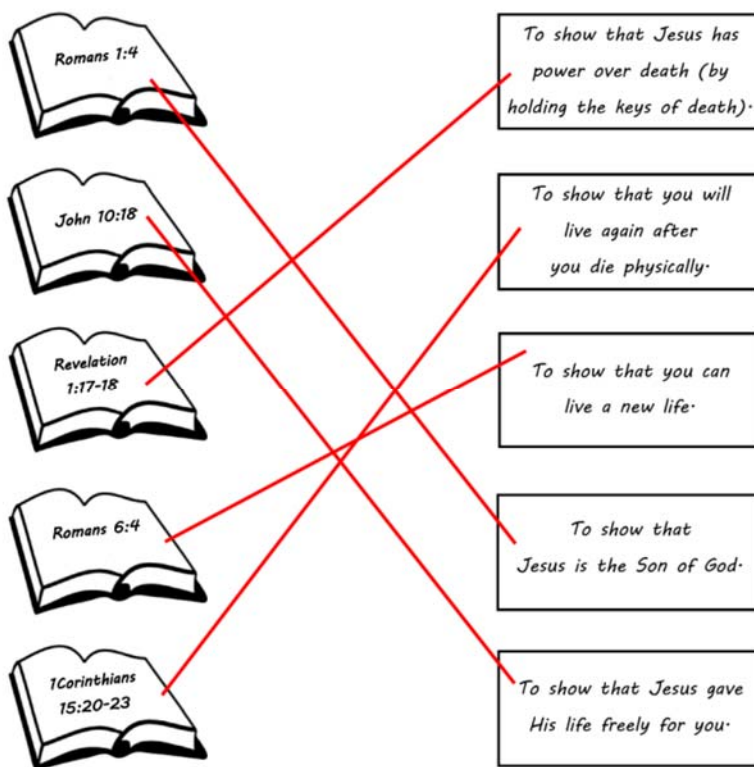
GOD SENT HIM
TO DIE IN OUR
PLACE TO TAKE AWAY
OUR SINS.
WE RECEIVE
FORGIVENESS
THROUGH FAITH
IN THE BLOOD
OF JESUS' DEATH.

Fill in the missing
vowels [A E I O U] in
the memory verse.

Lesson 7—Jesus Rose

Scripture Match

Read the Scripture verses and match them to the correct reasons showing why the resurrection of Jesus is important.



Lesson 7—Jesus Rose

Decode The Numbers

SO, JUST AS CHRIST WAS
RAISED FROM THE DEAD BY
THE WONDERFUL POWER OF THE
FATHER, WE ALSO CAN LIVE A
NEW LIFE.

Decode
the
numbers
using the
code box
to write
out the
memory
verse.

Lesson 8—Believe In Jesus

Triple Puzzle

First: change the symbols to letters. Second: copy the letters in the numbered boxes to other boxes with the same numbers to find out who a believer is.

A	B	E	L	I	E	V	E	R	I	S	A	P	E	R	S	O	N
2	7	5	17	13	5	4	5	9	13	1	2	5	9	1	8	10	

W	H	O	B	E	L	I	E	V	E	S	I	N	J	E	S	U	S
18	15	8	7	5	17	13	5	4	5	1	13	10	19	5	1	20	1

T	O	B	E	S	A	V	E	D	F	R	O	M	S	I	N	S
11	8	7	5	1	2	4	5	6	16	9	8	1	13	10	1	

T	O	L	I	V	E	F	O	R	G	O	D
11	8	17	13	4	5	16	8	9	12	8	6

Third: use the letters in the numbered boxes to find out the other names for a believer.

SAVED, BORN AGAIN, SAINT, CHRISTIAN, BROTHER OR SISTER, FOLLOWER OF JESUS.

Lesson 8—Believe In Jesus

Fallen Letters

		T	H	E	Y		S	A	I	D		T	O		H	I	M	,				
		"	B	E	L	I	E	V	E		O	N		T	H	E		L	O	R	D	
		J	E	S	U	S		A	N	D		Y	O	U		W	I	L	L		B	E
		S	A	V	E	D	-	Y	O	U		A	N	D		A	L	L		T	H	E
		P	E	O	P	L	E		I	N		Y	O	U	R		H	O	U	S	E	.
		S	E	S	E	D	I	Y	I	D	I	Y	N	T	T	H	E	L	U	O	R	E
		P	E	T	U	E	E	A	S	A		A	O	D	R	W	I	O	L	S	B	E
		J	A	B	E	L	Y	E	V	U		D	N	U	O	A	H	I	M	T	H	D
			O	P	S			N	N			I	O	U			L	L	L		E	
			V	H	L			O	E			Y					H					

All the letters in the white blocks have dropped randomly into the columns below. Arrange the letters in the right order back in the empty white blocks directly above them (fill row by row and cross out the letters as you use them) to write out the memory verse.

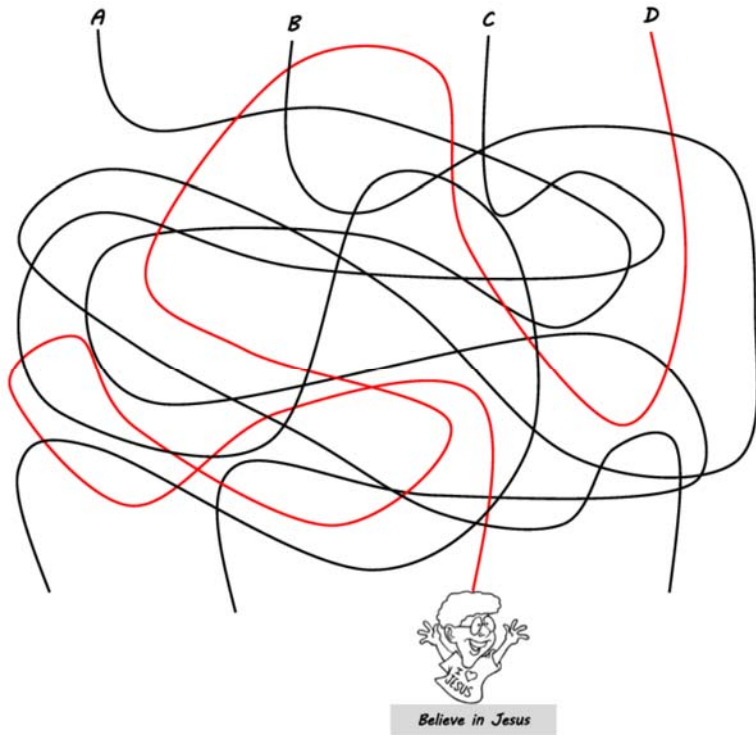
Lesson 9—Only Jesus

Only Way Line

Which line leads to the
ONLY way to be saved
from your sins so that
you can live for God?

ANSWER

D



Lesson 9—Only Jesus

Number The Words

¹JESUS is the ²ONLY one who can ³SAVE ⁴PEOPLE.

His ⁵NAME is the ⁶ONLY ⁷POWER

in the ⁸WORLD that has been

⁹GIVEN to ¹⁰SAVE ¹¹ANYONE.

We must be ¹²SAVED

¹³THROUGH him!

Use the words in the
word box below to fill
in the missing words in
the memory verse.

Word Box

#	WORDS	#	WORDS
11	ANYONE	7	POWER
9	GIVEN	3	SAVE
1	JESUS	10	SAVE
5	NAME	12	SAVED
2	ONLY	13	THROUGH
6	ONLY	8	WORLD
4	PEOPLE		

Number the words in
the word box in the
order you used them in
the memory verse.

Lesson 10—God Says So
Fishing Line

Follow the right line
FROM the answer.

What makes you sure
that you believe in
Jesus and are saved?

Answer:

WORD OF GOD



Lesson 10—God Says So
Unscramble

ADEV S	SAVED
AOYNEN	ANYONE
ASSY	SAYS
LRDO	LORD
LWLI	WILL
SALCL	CALLS
SECUTPIRR	SCRIPTURE

As the **SCRIPTURE**
SAYS,
"**ANYONE** who **CALLS**
on the **LORD** **WILL** be
SAVED."

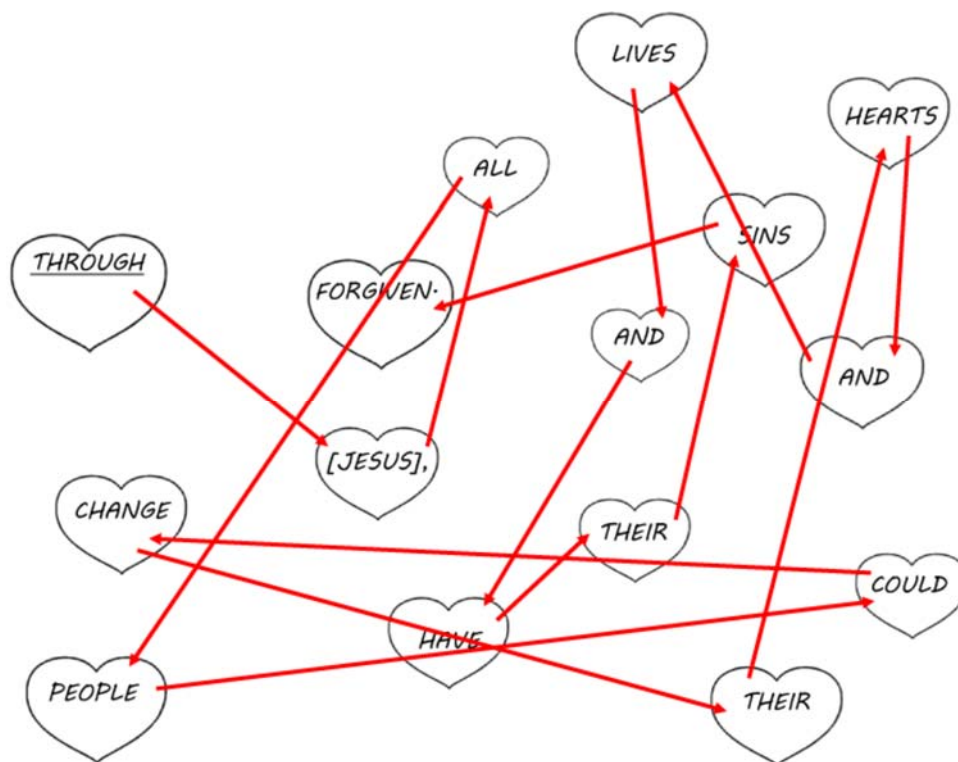
Unscramble the
words.
Then use them
to fill in the
blanks in the
memory verse.

Lesson 11—Jesus Changes Hearts
Scriptures To Feelings

Read the Bible verses
and match the right
verses to deal with the
feelings, so that you
can live for God.



Lesson 11—Jesus Changes Hearts
Connect The Hearts



Starting from
the underlined
word, use arrows
to connect the
hearts in the
correct order to
write out the
memory verse.

Now that God has
made you a new person
on the inside, write
some of the good
things you can do to
let your light shine.

**LET THE CHILDREN USE
THEIR IMAGINATION.**

**THIS MEANS THAT ANYONE
WHO BELONGS TO CHRIST
HAS BECOME A NEW
PERSON. THE OLD LIFE IS
GONE; A NEW
LIFE HAS BEGUN!**

Decode the candies
using the code box to
write out the memory
verse.

Lesson 13—God With You
Places & Times

*Make a list of every
place that God is with
you.*

*Make a list of every
time that God is with
you.*

**LET THE CHILDREN USE
THEIR IMAGINATION.**

Lesson 13—God With You
Hand Alphabets

*Decode the hand alphabets and rearrange the words after the alphabets in the right order
to write out the memory verse.*

