

SOLUTION TO GROW IN LIVING FOR GOD Senior Activity Book

Scriptures

Easy-to-Read Version (ERV)

Copyright © 2006 by World Bible Translation Center

Contemporary English Version (CEV)

Copyright © 1995 by American Bible Society

New Century Version (NCV)

The Holy Bible, New Century Version®. Copyright © 2005 by Thomas Nelson, Inc.

New Living Translation (NLT)

Holy Bible. New Living Translation copyright© 1996, 2004, 2007, 2013 by Tyndale House Foundation.

Used by permission of Tyndale House Publishers Inc., Carol Stream, Illinois 60188. All rights reserved.

New International Version (NIV)

Holy Bible, New International Version®, NIV® Copyright © 1973, 1978, 1984, 2011 by Biblica, Inc.®

Used by permission. All rights reserved worldwide.

New King James Version (NKJV)

Scripture taken from the New King James Version®. Copyright © 1982 by Thomas Nelson. Used by permission. All rights reserved.

Images

Some of the images used in this book were purchased from Vector Stock and Graphics Factory but were modified by the author. The rest of the images were created by the author.

Trails, mazes © Bisi Adeyi

Solution To Grow In Living For God Senior Activity Book

Copyright © 2016 Bisi Adeyi

Published by Set Apart Child

Canada

www.setapartchild.com

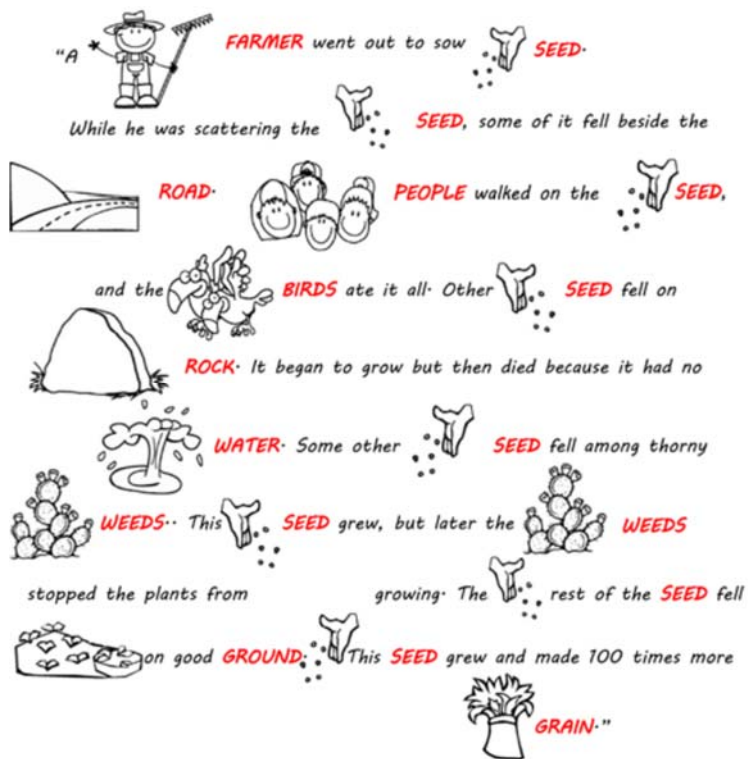
Contact Email: setapartchild@gmail.com

All Rights Reserved. No part of this publication may be reproduced, stored in a retrieval system, or transmitted, in any form or in any means – by electronic, mechanical, digital, photocopying, recording or otherwise – without prior written permission of the publisher.

Lesson 1—Basic Teachings

Tell The Story

Use the pictures to fill
in the blanks to tell
Jesus' story about the
seed.



K T N Y G E T H W Q W B

G E O R T R K L N K J B

Y U A I O B Y V I D G E N

M S G H T B R H R D I S

X R D G S K E T D T Y N

E P H F U I U R D E E W D

S Y H P Q W I S E R K P I

N E T E B U N H A G H L

Y G M H X I M W L Q H K

O S H F R E Y Z L Q W P

J E G D U R Q W O J E W

Lesson 1—Basic Teachings

Every Third Letter

BE LIKE
NEWBORN
BABIES WHO ARE
THIRSTY FOR
THE PURE
SPIRITUAL MILK
THAT WILL HELP
YOU GROW.

Pick up and circle
every third letter
as you go through
the letters in the
alphabet box
—from the first
line, going from left
to right, then use
the circled letters
to fill in the missing
words in the
memory verse.

Why do you think
these activities will be
dead works?
Complete the
sentences.

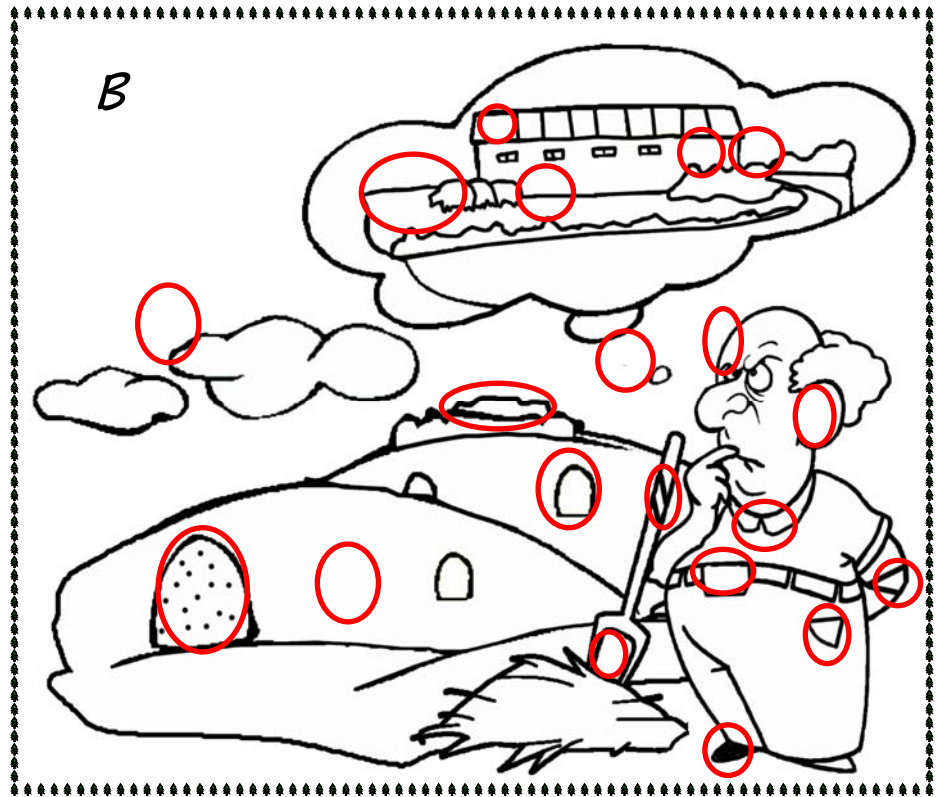
Let the
children use
their
imagination.

Lesson 2—Dead Works
Fallen Letters

				L	I	V	E		I	N		A		W	A	Y		
	T	H	A	T		P	L	E	A	S	E	S		[G	O	D	,
	S	O]		T	H	A	T		Y	O	U	R		L	I	F	E
	W	I	L	L		P	R	O	D	U	C	E		G	O	O	D	
W	O	R	K	S		O	F		E	V	E	R	Y		K	I	N	D
	A	N	D		T	H	A	T		Y	O	U		W	I	L	L	
					G	R	O	W		I	N		Y	O	U	R		
		K	N	O	W	L	E	D	G	E		O	F		G	O	D	.
W	W	R	L	S	T	P	R	E	E	U	C	R	O	U	K	O	F	D
	S	I	D	L	I	O	A	D	D	Y	E	Y	Y	W	G	L	D	E
	A	K	N	T	W	H	E	T	G	E	E	E	F	G	O	I	L	
	O	N	A	L	R	L	W	O	I	N	O	A	R	W	R	I	D	
	T	H	K	O	T	P	A	T	A	S	O	U			G	Y	N	
	O		G			V	E		I	Y		S			A	O	D	
						H	F			V		O			L	O		
						O	L			N		U			I			

All the letters in the
white blocks have
dropped randomly into
the columns below.
Arrange the letters in
the right order back in
the empty white blocks
directly above them
(fill row by row and
cross out the letters
as you use them) to
write out the memory
verse.

There are twenty
differences between the
farm pictures.
Circle the differences in
picture B as you find
them.



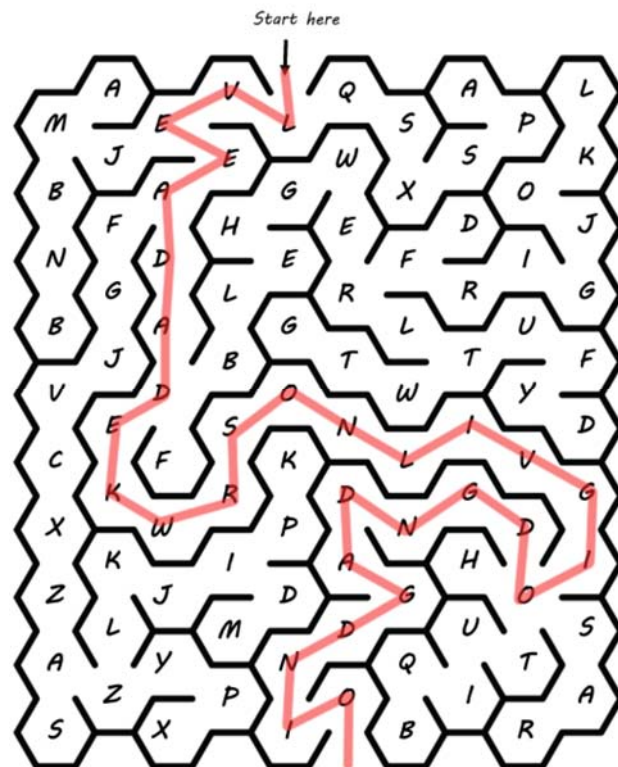
TRUST THE LORD
COMPLETELELY,
AND DON'T
DEPEND ON
YOR OWN
KNOWLEDGE.

Fill in the missing
vowels
[A E I O U] in the
memory verse.

As you go through the maze, pick out the letters AND unscramble each word along the way to fill out the blanks in the secret message below to find out how to do good works instead of dead works.

Secret Message


I CAN LEAVE DEAD
WORKS BY LIVING FOR
GOD AND DOING GOOD
WORKS.



GOD PLANNED FOR US
TO DO GOOD THINGS
AND TO LIVE AS
HE HAS ALWAYS
WANTED US TO LIVE.

Decode the symbols using the code box to write out the memory verse.

Note: all the vowels have this same

symbol—, so you need to guess the correct vowels in the words.

Lesson 5—Faith In God

Double Puzzles







Puzzle 1

Puzzle 1

Use the pictures and Bible verses to solve the puzzles of what Job lost.

Puzzle 2

Copy the letters from the numbered spaces above to get the answer.


Pictures and verses <small>Read the Bible verses.</small>	Numbers <small>Write the number of items.</small>	Descriptions <small>Write the description.</small>
 Job 1:2	SEVEN	SONS
Job 1:2 	THREE	DAUGHTERS 4
 Job 1:3	SEVEN thousand	SHEEP 5
Job 1:3 	THREE thousand	CAMELS 2
 Job 1:3	ONE thousand	OXEN
Job 1:3 	FIVE hundred 13	DONKEYS

Puzzle 2 But in end, Job still had his **F A I T H** in God!

1 2 3 4 5

Lesson 5—Faith In God

Letter Trails

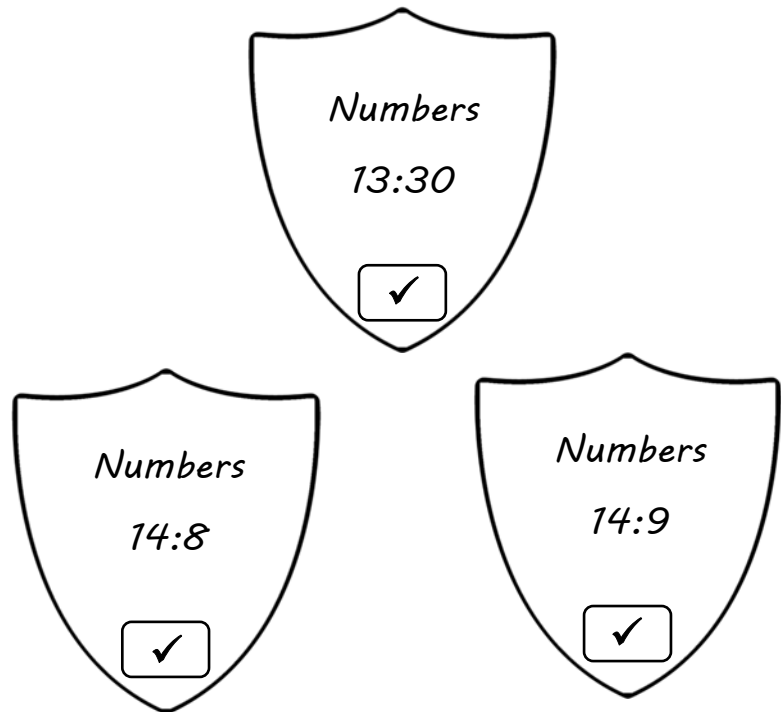


Follow the right trail and unscramble each word to write out the memory verse below. Note: each word is separated by an asterisk—*.

“HAVE FAITH IN GOD,” JESUS ANSWERED.

Lesson 6—Being Sure
Word Shields

Read the Bible verses
and put a checkmark
✓ in the box of each
word shield that shows
that the speakers have
faith in God and are
sure that God will give
the land of Canaan to
the Israelites.



Lesson 6—Being Sure
Words Table

**FAITH MEANS BEING
SURE OF THE THINGS
WE HOPE FOR AND
KNOWING THAT
SOMETHING IS REAL
EVEN IF WE DO NOT
SEE IT.**

			WHEN	FAITH	MOSES
			BEING	MEANS	WAS
			SURE	SENDING	THEM
			OF	OUT	TO
			THE	THINGS	WE
			EXPLORE	ARE	HOPE
			HE	SAID	FOR
			GO	KNOWING	AND
			THE	THAT	THROUGH
COUNTRY	SEE	WHAT	THEN	SOMETHING	AND
THE	IF	EVEN	REAL	IS	INTO
LOOKS	WE	LIKE	LEARN	ABOUT	THE
THE	DO	PEOPLE	WHO	LIVE	THERE
ARE	NOT	SEE	THEY	STRONG	OR
THEY	FEW	IT	WEAK	MANY	GOOD

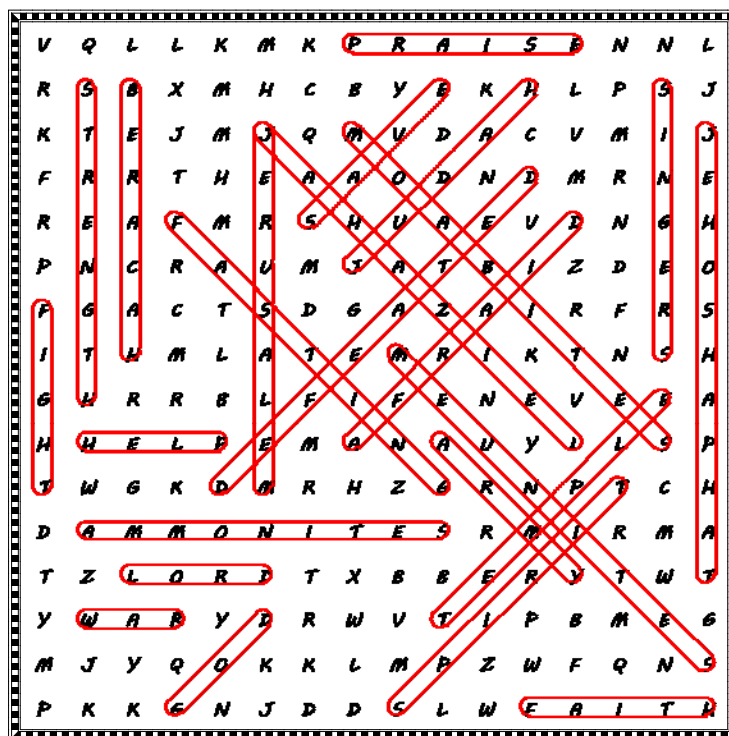
Start from the shaded
cell and draw an
unbroken line through
the memory verse
words. Then write out
the memory verse
below.

Lesson 7—Will Not Disappoint

Word Search

Find the words in the list.

Words can go across, down and in two diagonals.



Lesson 7—Will Not Disappoint

Unscramble

Unscramble the scrambled words in the boxes to write out the missing words in the memory verse.

1. **KNOW** THAT I AM THE 2. **LORD**, AND
3. **ANYONE** WHO 4. **TRUSTS** IN ME WILL NOT
BE 5. **DISAPPOINTED**.

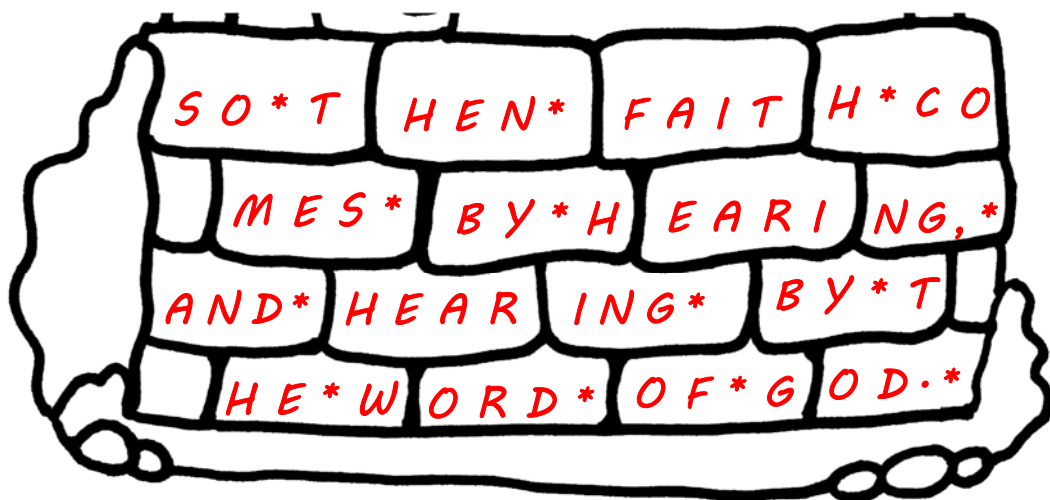
Lesson 8—Comes By Hearing
Scripture Search

Read the Bible
text and fill in
the correct
verses.

John 4:1-30, 39-42 (ERV)	Verse
1. Many of the Samaritan people in that town believed in Jesus. They believed because of what the woman had told them about him.	39
2. Then Jesus said, "He is talking to you now—I am the Messiah."	26
3. The people said to the woman, "First we believed in Jesus because of what you told us. But now we believe because we heard him ourselves. We know now that he really is the one who will save the world."	42
4. A Samaritan woman came to the well to get some water, and Jesus said to her, "Please give me a drink."	7
5. "A man told me everything I have ever done. Come see him. Maybe he is the Messiah."	29
6. But anyone who drinks the water I give will never be thirsty again. The water I give people will be like a spring flowing inside them. It will bring them eternal life.	14

Lesson 8—Comes By Hearing
Rearrange The Blocks

Rearrange the well blocks to write out the memory verse.



SO THEN FAITH COMES BY HEARING, AND HEARING BY THE WORD OF GOD.

Lesson 9—With Your Heart

Picture Word Puzzle

Use the pictures to fill in the missing words in the columns, then write the answers below.

4

	1		3	4
	E	5	E	O
5	Y		A	U
	H		A	R
	A		S	H
	N		D	
	D			

YOU BELIEVE
WITH YOUR

H	E	A	R	T
---	---	---	---	---

5

	2	5	1
	N	N	E
B	O	D	Y
S			E
E			S

YOU FEEL
WITH YOUR

B	O	D	Y
---	---	---	---

5


	4	2	5
	M	I	N
	O		O
	U		S
	T		E
	H		

YOU THINK
WITH YOUR

M	I	N	D
---	---	---	---

Lesson 9—With Your Heart

Connect The Stars



Start from the star with the underlined word and use arrows to connect the stars in the correct order to write out the memory verse.


FOR IT IS WITH YOUR HEART THAT YOU BELIEVE.

Lesson 10—Makes You Speak
Reverse The Words

David's words to Goliath have been written backwards, reverse the words and write it out below to find out what he said.

You come to me using sword, spear, and javelin. But I come to you in the name of the Lord All-Powerful, the God of the armies of Israel. Today the Lord will let me defeat you. Then all the world will know there is a God in Israel.

Lesson 10—Makes You Speak
Mix-up Animals



Write out the words in the boxes according to the alphabetical order of the animals to get the memory verse.




























IN THE SCRIPTURES IT SAYS, "I SPOKE BECAUSE I HAD FAITH." WE HAVE THAT SAME KIND OF FAITH. SO WE SPEAK.

Lesson 11—Makes You Do

Odd Fish

Circle the odd fish and the backwards word under it in each box.

Then reverse each odd fish word before writing it out in the blank lines below to complete the sentence.

   GNIYAS GNILEEF GNIOD	   YHW TAHW NEHW	   S'NAM S'HTRAE S'DOG
   DROW RETTEL ESARHP	   EOD SLEEF SYAS	   ESUACEB ECNIS EROFEB
   EH I EW	   KNIHT NOSAER EVEILES	   •REH •TI •MEHT

HAVING STRONG FAITH IN GOD IS **DOING WHAT GOD'S WORD SAYS BECAUSE I BELIEVE IT.**

Lesson 11—Makes You Do

Fish Number

#
3
8
6
1
7
5
2
9
4
11
12
10

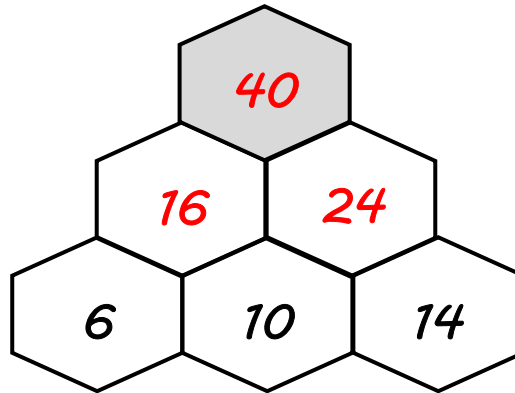
1 WHAT	2 NOT	3 WE	4 WHAT
5 BELIEVE.	6 BY	7 WE	8 LIVE
9 BY	10 SEE.	11 WE	12 CAN

Put the fish number in the # column according to the correct order of the memory verse words (from the top fish, going from left to right), then write out the memory verse below.

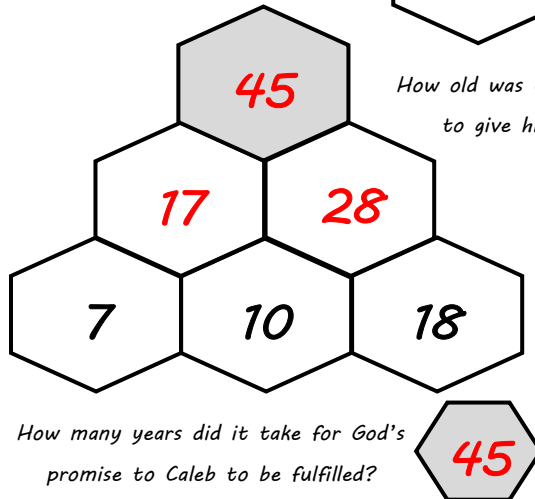
WE LIVE BY WHAT WE BELIEVE, NOT BY WHAT WE CAN SEE.

Lesson 12—Doesn't Give Up
Hexagon Adding Puzzle

Find the answers to
the questions
by solving the hexagon
adding puzzle.

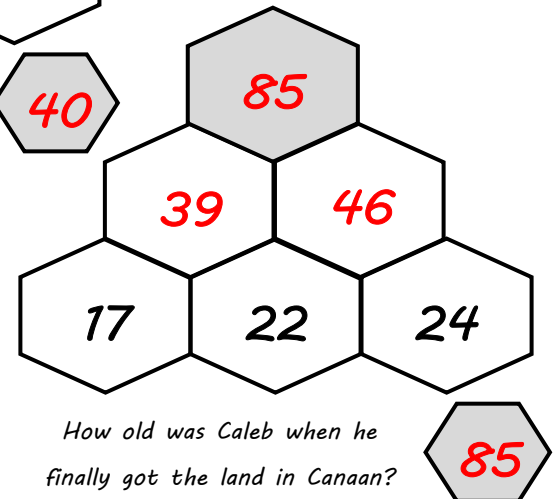


Each blank hexagon is the
addition of the 2 numbers
below it. The answer to
the question under the
hexagon pyramid is in the
shaded hexagon.



How old was Caleb when God promised
to give him a land in Canaan?

40



How old was Caleb when he
finally got the land in Canaan?

85

Lesson 12—Doesn't Give Up
Number The Words

Use the words in the word box below to fill in the
missing words in the memory verse.

Number the words in the word box in the order you
used them in the memory verse.

1 **WITHOUT** 2 **FAITH** no one
can 3 **PLEASE** 4 **GOD**.
5 **ANYONE** who 6 **COMES** to
7 **GOD** must 8 **BELIEVE**
that he is 9 **REAL** and that
he 10 **REWARDS** 11 **THOSE**
who 12 **TRULY** 13 **WANT**
to 14 **FIND** him.

#	WORDS
5	ANYONE
8	BELIEVE
6	COMES
2	FAITH
14	FIND
4	GOD
7	GOD
3	PLEASE
9	REAL
10	REWARDS
11	THOSE
12	TRULY
13	WANT
1	WITHOUT

Lesson 13—Baptisms
Number The Pictures

Number each picture according to its type of baptism (see below) and write when it happens or should happen—BEFORE, SAME TIME AS or AFTER—salvation



Lesson 13—Baptisms
Countries Cross-out

AND	NIGERIA	CANADA	THEM	FINLAND	AND
OF	COLOMBIA	HOLY	FATHER	ALGERIA	UKRAINE
THE	SON	SENEGAL	LIBERIA	AND	CHINA
GO	ANGOLA	THE	SERBIA	THE	ZAMBIA
ETHIOPIA	SPIRIT	TANZANIA	OF	ALBANIA	IN
OF	PANAMA	BAPTIZING	ISRAEL	THAILAND	MAKE
BRAZIL	SINGAPORE	THE	NATIONS,	THEREFORE	ANDORRA
OF	LIBYA	ALL	GREECE	DISCIPLES	NAME

Cross out all the countries, circle the remaining words and rearrange the circled words to write out the memory verse.

THEREFORE GO AND MAKE DISCIPLES OF ALL NATIONS, BAPTIZING THEM IN THE NAME OF THE FATHER AND OF THE SON AND OF THE HOLY SPIRIT.

Letter Puzzle

Complete the words to find the answer.

Who baptizes you into the body of Christ?

	M	O	T	H	E	R						
			S	O	N							
		P	O	L	I	C	E	M	A	N		
N	A	N	N	Y								
	N	U	R	S	E							
				P	A	S	T	O	R			
			F	I	S	H	E	R	M	A	N	
A	T	H	E	R								
		T	A	I	L	O	R					
A	U	G	H	T	E	R						


Remove The Symbols

SOME OF US ARE
JEW, AND SOME
ARE GREEK. SOME
OF US ARE SLAVES,
AND SOME ARE FREE.
BUT WE WERE ALL BAPTIZED
INTO ONE BODY THROUGH
ONE SPIRIT. AND WE WERE ALL
MADE TO SHARE IN THE
ONE SPIRIT.

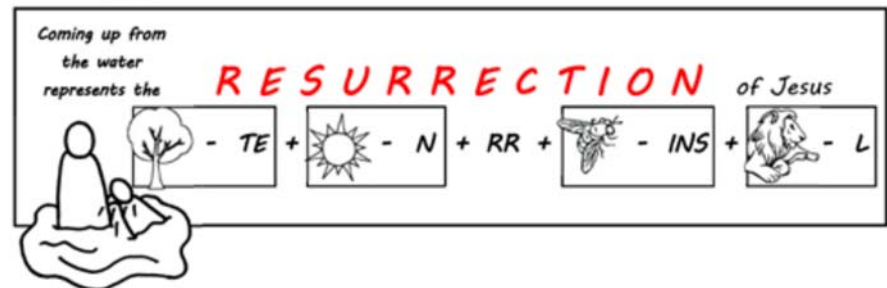
Remove the symbols—
@#&—from the words
in the word list and
use them to fill in the
missing words in the
memory verse.

Lesson 15—Water Baptism

Picture Math Puzzle



Subtract the letters from the picture words and add the remaining letters to fill in the correct answer.



Lesson 15—Water Baptism

Caps Words Pick-up

Pick up the caps words and circle them as you go through the words in the boxes—from the top row, going from left to right. Then added the missing vowels to write out the memory verse.

WHEN	g*t	*nd	WE	r**dy	WERE
w*nt.	BAPTIZED,	th*	r**d	WE	DIED
AND	**n*ch	WERE	BURIED	h*	s*w
fr*m	WITH	w*s	m*n	CHRIST.	*mp*rt*nt
s*rv*c*	*nd	WE	WERE	BAPTIZED,	*n
SO	*ff*c**l	THAT	*f	q***n	WE
t*k*ng	WOULD	LIVE	th*	A	r*sp*ns*bl*
NEW	w*s	c*r*	LIFE,	AS	m*n*y.
m*n	CHRIST	h*r	*ll	WAS	RAISED
TO	g*n*	LIFE.	h*s	w*y	w*rsh*p.


WHEN WE WERE BAPTIZED, WE DIED AND WERE BURIED WITH CHRIST. WE WERE BAPTIZED, SO THAT WE WOULD LIVE A NEW LIFE, AS CHRIST WAS RAISED TO LIFE.

Lesson 16—Holy Spirit Baptism
Matching Fire

Decode and match the fire in the sign to the fire below to fill in the answer.
Number the alphabets 1–26 to decode the numbers in the fire.

Fill in the right answer.

You receive
P O W E R
to be a witness for
Jesus through Holy
Spirit baptism.




Lesson 16—Holy Spirit Baptism
Decode The Fire

**BUT WHEN THE HOLY SPIRIT
COMES TO YOU, YOU WILL
RECEIVE POWER. YOU WILL
BE MY WITNESSES—IN
JERUSALEM, IN ALL OF JUDEA,
IN SAMARIA, AND IN EVERY
PART OF THE WORLD.**

Decode the fire using
the code box
to write out the
memory verse.

Lesson 17—Laying Your Hands
Cross Out QXZ

Cross out the letters QXZ and fill in the remaining letters in each square to find out the reasons for the laying on of hands.



Lesson 17—Laying Your Hands
Follow The Rectangles



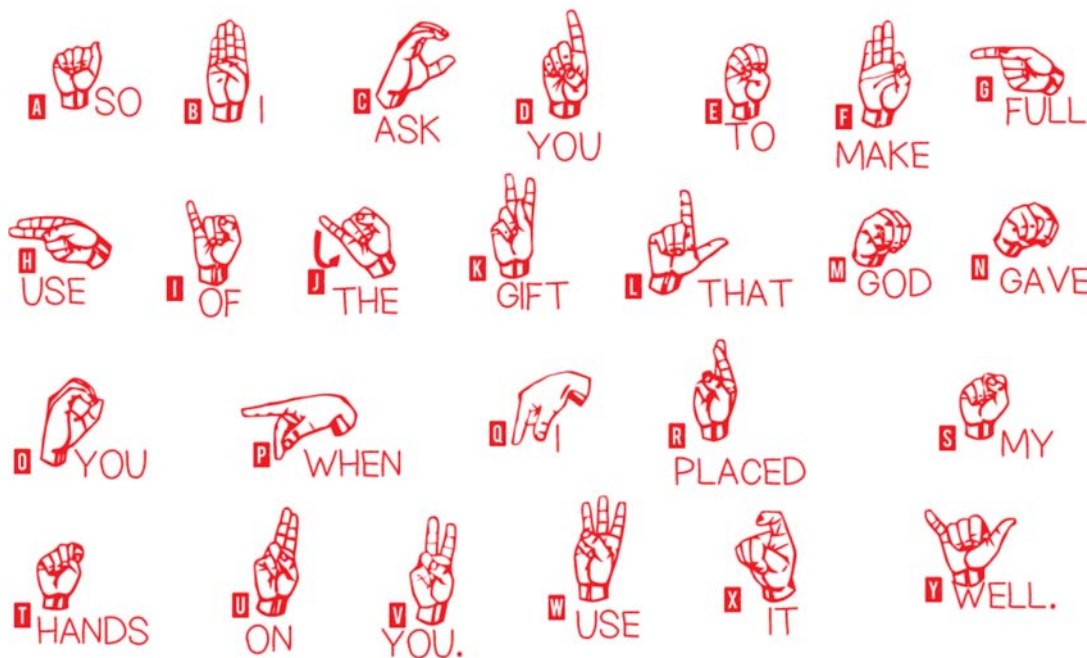
Follow the rectangles, starting from the shaded rectangle at the top to the shaded rectangle below to decode and write out the words of the memory verse.

THINK CAREFULLY BEFORE YOU LAY YOUR HANDS ON ANYONE, AND DON'T SHARE IN THE SINS OF OTHERS. KEEP YOURSELF PURE.

Use the word wheels
to fill in the missing
words.

When Moses laid
hands on ¹**JOSHUA**,
God filled ¹**JOSHUA**
with the ²**SPIRIT**
of ³**WISDOM** to
help him be a good
⁴**LEADER** and the
⁵**PEOPLE**
⁶**OBEYED** him.


Lesson 18—For Special Work
Hand Alphabets




Arrange the
words of the
hand
alphabets in
the correct
order to
write out the
memory
verse.

Lesson 19—For Blessings
Maze

Help Joseph
and his sons
find their way
through the
maze to his
father, so that
he can lay his
hands on
Joseph's sons
to bless them.



Lesson 19—For Blessings
Rearrange The Children



Rearrange the children
in the alphabetical
order of their names
AND reverse the words
to write out the
memory verse.

**THEN JESUS HELD THE CHILDREN IN HIS ARMS. HE LAID HIS HANDS
ON THEM AND BLESSED THEM.**











Lesson 20—For Healing

Picture Clues

What do you need to have when you lay hands on the sick for God to heal them?

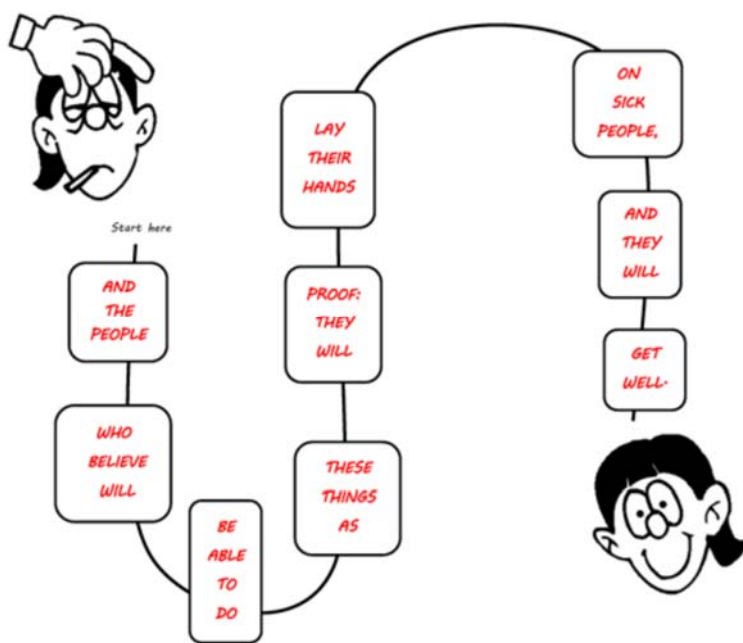
F A I T H
1 2 3 4 5

Find the correct letter for each clue to answer the question.

Find a letter that is in	 LEAF	but not in	 APPLE	F 1
Find a letter that is in	 BALL	but not in	 BELL	A 2
Find a letter that is in	 PIG	but not in	 GRAPES	I 3
Find a letter that is in	 HAT	but not in	 GOAT	H 4
Find a letter that is in	 CAT	but not in	 CAR	T 5

Lesson 20—For Healing

Coded String Along



Follow the string from the sick girl to the healed girl and decode the candies using the code box to write out the memory verse.

AND THE PEOPLE WHO BELIEVE WILL BE ABLE TO DO THESE THINGS AS PROOF: THEY WILL LAY THEIR HANDS ON SICK PEOPLE, AND THEY WILL GET WELL.

Lesson 21—For Holy Spirit
Untwirl The Words

Untwirl the words in
the spiral to fill the
blank lines below to
find out the different
ways to receive the
Holy Spirit baptism.

You can receive the Holy Spirit baptism when:

1. **OTHERS LAY HANDS** on you.
2. You **ASK GOD** for it.
3. **OTHERS PRAY** for you.
4. The **HOLY SPIRIT HIMSELF** comes on you.

Lesson 21—For Holy Spirit
NATO Phonetic Alphabets

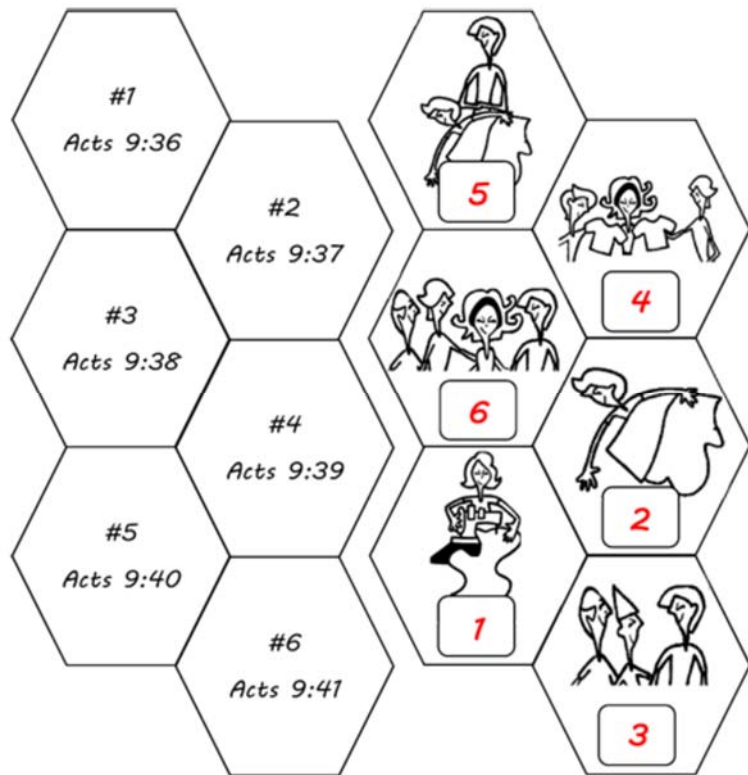


Decode the non-vowel
letters using the NATO
phonetic alphabet code
words and guess the
vowels (the asterisks—
*) to spell out the
memory verse.

**THEN PETER AND JOHN LAID THEIR HANDS UPON THESE BELIEVERS,
AND THEY RECEIVED THE HOLY SPIRIT.**

Lesson 22—Temporary Resurrection
Bible Verses

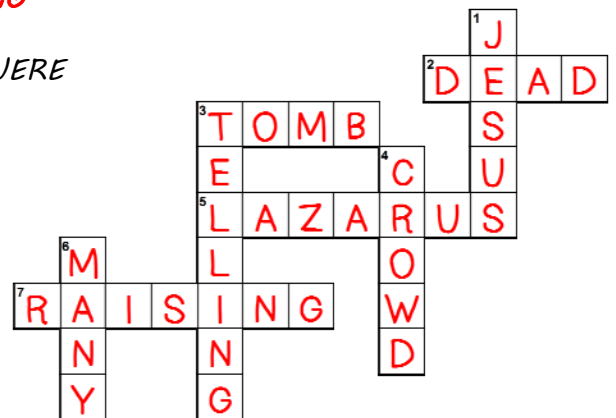
Read each Bible verse
and fill in the number
that matches the
picture in each pod.



Lesson 22—Temporary Resurrection
Cross Word

(Lots) **MANY** IN THE (large group) **CROWD**
HAD SEEN (God's Son) **JESUS**
CALL (dead man Jesus raised from the dead) **LAZARUS**
FROM THE (grave) **TOMB**, (lifting up) **RAISING**
HIM FROM THE (not alive) **DEAD**, AND THEY WERE
(saying) **TELLING** OTHERS ABOUT IT.

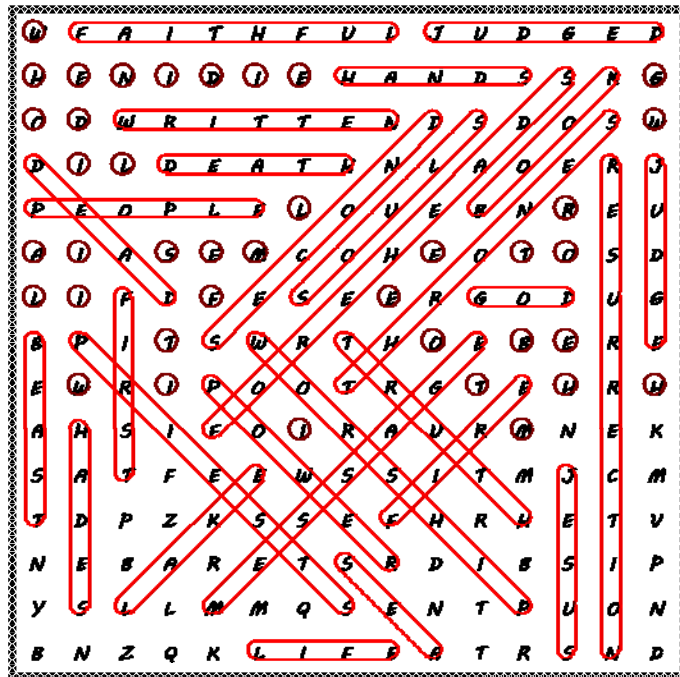
Solve the cross word
to write out the
memory verse.



Lesson 23—Permanent Resurrection

Message Word Search

Find the words in the list. When you are done, circle and write out the unused letters from the top line going from left to right until you complete the message below.



Message

WHEN I DIE, GOD WILL RAISE ME TO LIFE TO BE WITH HIM.

Lesson 23—Permanent Resurrection

Picture Vowels

I AM JUST AS SURE
AS THESE PEOPLE
ARE THAT GOD WILL
RAISE FROM DEATH
EVERYONE WHO IS
GOOD OR EVIL.

Decode the picture vowels to write out the memory verse.

Lesson 24—Resurrection Of Jesus
Secret Language Tablet

Because Jesus rose from the dead:

Use the secret
language tablet
below to decode how
the resurrection of
Jesus applies to you.

I will take part in the **BELIEVER'S** **RESURRECTION**.
፯፻፳፻፲፭ ፻፳፻፲፭

I can take part in **WATER** **BAPTISM**.
፻፳፻፲፭ ፻፳፻፲፭

Note: EACH secret language
word is written backwards,

I have **ETERNAL** **LIFE**.
፻፳፻፲፭ ፻፳፻፲፭

so you need reverse it
BEFORE decoding it.

God gives me a **NEW** **LIFE**.
፻፳፻፲፭ ፻፳፻፲፭

For example: ፻፳፻፲፭
should be reversed to ፻፳፻፲፭
፻ before decoding it.

GOD'S **POWER** is for me.
፻፳፻፲፭ ፻፳፻፲፭

Lesson 24—Resurrection Of Jesus
Word Art

**WE BELIEVE THAT JESUS
DIED AND THAT HE ROSE
AGAIN. SO, BECAUSE OF
HIM, GOD WILL RAISE
WITH JESUS THOSE WHO
HAVE DIED.**

Use the words in the
word art to write out
the memory verse.

Lesson 25—Eternal Judgment
Bible Quiz

In Jesus' teaching about eternal judgment,
the king told the godly people:

Use the pictures
to fill in the
answers.

When I was hungry,
you gave me **FOOD** to eat.
When I was thirsty,
you gave me something to **DRINK**.
When I had no place to stay,
you welcomed me into your **HOME**.
When I was without **CLOTHES**,
you gave me something to wear.
When I was **SICK**,
you cared for me.
When I was in **PRISON**,
you came to visit me.

Lesson 25—Eternal Judgment
CamelCase Backwards Text







**I Saw The Dead, Both Great
And Small, Standing Before
God's Throne. And The Dead
Were Judged According To
What They Had Done, As
Recorded In The Books.**


All the words of the
memory verse are
backwards AND running
together in a
CamelCase. Reverse and
separate the words to
write out the memory
verse.

Lesson 26—Eternal Rewards

Do The Math


Read Matthew
25:14-30, fill
in the numbers
and do the
math

Number of talents the king gave each of his servants	Number of talents each servant earned	Add up the number of talents each servant presented to the king		
	<div style="border: 1px solid black; padding: 5px; display: inline-block;">5</div>	<div style="border: 1px solid black; padding: 5px; display: inline-block;">+</div>	<div style="border: 1px solid black; padding: 5px; display: inline-block;">5</div> = <div style="border: 1px solid black; padding: 5px; display: inline-block;">10</div>	 Servant 1
	<div style="border: 1px solid black; padding: 5px; display: inline-block;">2</div>	<div style="border: 1px solid black; padding: 5px; display: inline-block;">+</div>	<div style="border: 1px solid black; padding: 5px; display: inline-block;">2</div> = <div style="border: 1px solid black; padding: 5px; display: inline-block;">4</div>	 Servant 2
	<div style="border: 1px solid black; padding: 5px; display: inline-block;">1</div>	<div style="border: 1px solid black; padding: 5px; display: inline-block;">+</div>	<div style="border: 1px solid black; padding: 5px; display: inline-block;">0</div> = <div style="border: 1px solid black; padding: 5px; display: inline-block;">1</div>	 Servant 3



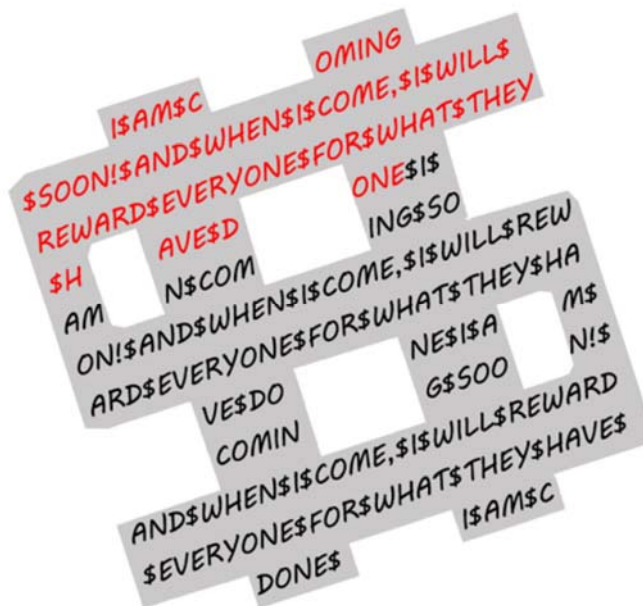
BONUS QUESTION
Which servant did the king
give an extra talent to?

Servant 1



Lesson 26—Eternal Rewards

Word Shape



The words of the memory verse are repeated many times to form the dollar sign shape. Starting from the first line and going from left to right, separate the words and write out only one set of the memory verse.

I AM COMING SOON! AND WHEN I COME, I WILL REWARD EVERYONE FOR WHAT THEY HAVE DONE.