

# SOLUTION TO BELIEVE IN JESUS Junior Activity Book

## **Scriptures**

Easy-to-Read Version (ERV)

Copyright © 2006 by World Bible Translation Center

Contemporary English Version (CEV)

Copyright © 1995 by American Bible Society

New Century Version (NCV)

The Holy Bible, New Century Version®. Copyright © 2005 by Thomas Nelson, Inc.

New Living Translation (NLT)

Holy Bible. New Living Translation copyright© 1996, 2004, 2007, 2013 by Tyndale House Foundation.

Used by permission of Tyndale House Publishers Inc., Carol Stream, Illinois 60188. All rights reserved.

New International Version (NIV)

Holy Bible, New International Version®, NIV® Copyright © 1973, 1978, 1984, 2011 by Biblica, Inc.®

Used by permission. All rights reserved worldwide.

## **Images**

Some of the images used in this book were purchased from Vector Stock and Graphics Factory but were modified by the author. The rest of the images were created by the author.

Trails, mazes © Bisi Adeyi

Solution To Believe In Jesus Junior Activity Book

Copyright © 2016 Bisi Adeyi

Published by Set Apart Child

Canada

[www.setapartchild.com](http://www.setapartchild.com)

Contact Email: [setapartchild@gmail.com](mailto:setapartchild@gmail.com)

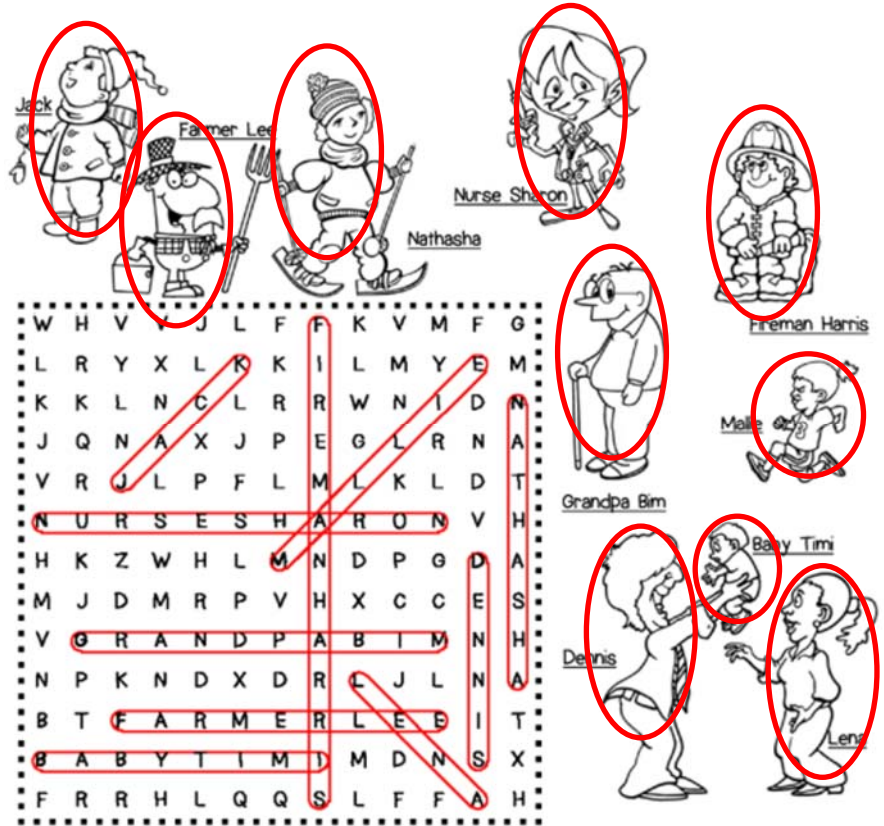
**All Rights Reserved.** No part of this publication may be reproduced, stored in a retrieval system, or transmitted, in any form or in any means – by electronic, mechanical, digital, photocopying, recording or otherwise – without prior written permission of the publisher.

# Lesson 1—God Made You

## Name Search

Circle the pictures and underline the names of all those God made like Himself. Then do a word search of all the names you have underlined.

Hint: God made only people like Himself.



# Lesson 1—God Made You

## Words Table

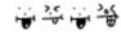
YES	I	KNOW	THAT	MY	I	6
REDEEMER	LIVES	JESUS	BECAUSE	YOU	PRAISE	654
IS	MY	MADE	YOU	LIGHT	HE	43
THE	WAY	ME	THE	TRUTH	AND	3
LIFE	NO	IN	ONE	COMES	TO	3
THE	FATHER	AN	BUT	BY	HIM	3
WONDERFUL	AND	AMAZING	FOR	THE	LORD	321
WAY	IS	GOOD	IN	HIM	I	1
WHAT	YOU	LIVE	AND	HAVE	MU	12
BEING	HAVE	WHAT	AN	AMAZING	GOD	2
I	DONE	IS	WONDERFUL	I	KNOW	23456
SERVE	YOU	ARE	SO	GOOD	THIS	6
TO	ME	I	KNOW	WELL	VERY	65

Start from the shaded cell and draw an unbroken line through the memory verse words. Then write out the memory verse below.

Hint: The numbers at the side are the column numbers to follow. The first few words have been done for you.

Lesson 2—How Sin Started  
Decode The Faces

As a result of **ADAM**



Decode the faces  
using the code box  
to find out why  
God's Word says  
everyone has sinned.

**DISOBEYING**



**GOD,**



**SIN**



came

into

**EVERYONE**

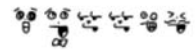
and




**EVERYONE**

became a

**SINNER.**



Lesson 2—How Sin Started  
Rearrange The Apples




Rearrange the apples  
to write out the  
memory verse.

To help you, number the  
apples from 1-16, from the  
top apple, going from left to  
right, and rearrange in the  
following order: 9-11-1-6-16-4-  
7-10-15-2-13-3-8-14-5-12.  
Cross out the apples as you  
use them.

**WHEN ADAM SINNED, SIN ENTERED THE WORLD. ADAM'S SIN BROUGHT DEATH,  
SO DEATH SPREAD TO EVERYONE.**

Sin Maze

Help the boy find his way out of the sin maze that separated him from life in Jesus.



## String Along

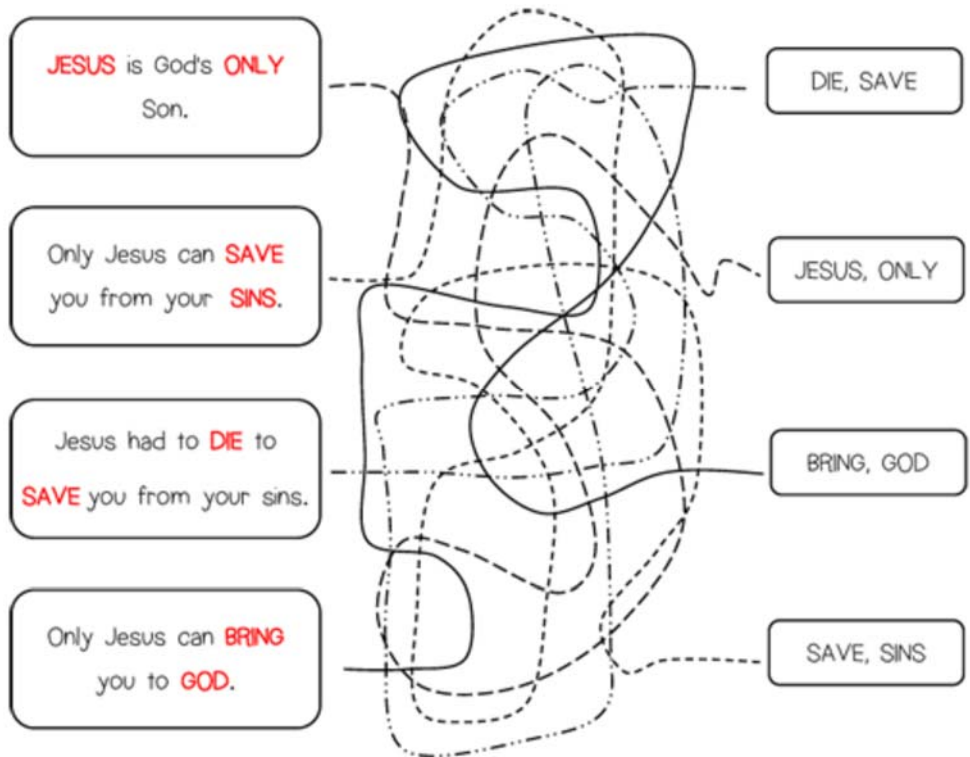
THE PAYMENT FOR SIN IS DEATH.  
BUT GOD GIVES US THE FREE GIFT  
OF LIFE FOREVER IN CHRIST JESUS  
OUR LORD.

Follow the string to  
write out the  
memory verse.

Lesson 4—The Good News  
Follow The Lines

God showed His love to you by sending Jesus because:

Fill in the missing words by following the lines from the boxes on the left to the boxes on the right.



Lesson 4—The Good News  
Caps Pick Up

For GOD so  
LOVED the WORLD  
that he GAVE his  
one and ONLY  
SON, that whoever  
BELIEVES in him  
shall not PERISH  
but have ETERNAL  
life.

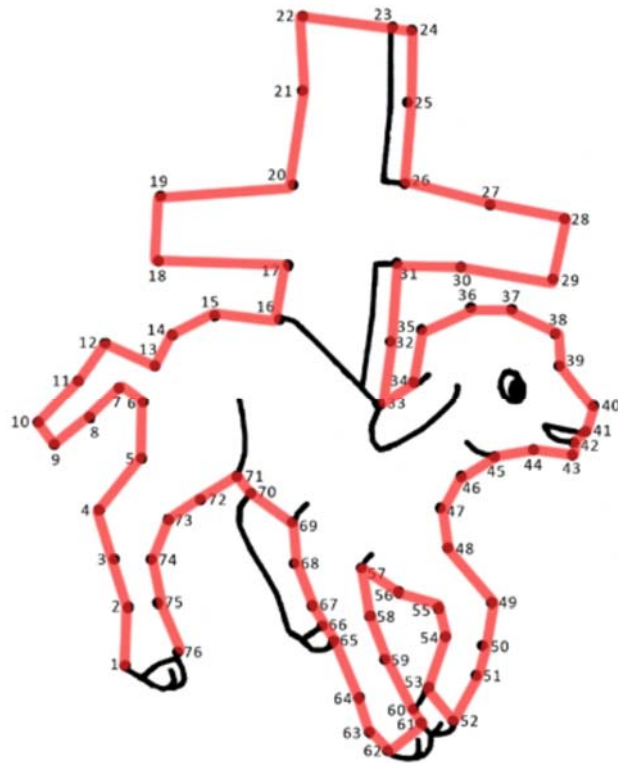


Pick up the caps letters and circle them as you go through the letters in the box—from the top line, going from left to right. Then use the circled caps letters to fill in the blanks in the memory verse.



Lesson 5—Lamb Of God  
Connect The Dots

Connect the dots.



Lesson 5—Lamb Of God  
Animals Cross-out

LAMB	HE	BULL	GOAT	DOES	OXEN	PIGEON
NOT	BULL	PIGEON	NEED	GOAT	TURTLEDOVE	TO
OFFER	TURTLEDOVE	SACRIFICES	GOAT	LAMB	DAY	OXEN
GOAT	AFTER	GOAT	DAY	PIGEON	BULL	LAMB
LAMB	GOAT	[JESUS]	PIGEON	TURTLEDOVE	LAMB	GOAT
PIGEON	OXEN	LAMB	GOAT	SACRIFICED	OXEN	FOR
THEIR	GOAT	TURTLEDOVE	BULL	SINS	GOAT	ONCE
BULL	FOR	GOAT	ALL	TURTLEDOVE	WHEN	LAMB
LAMB	PIGEON	HE	OXEN	OFFERED	GOAT	HIMSELF

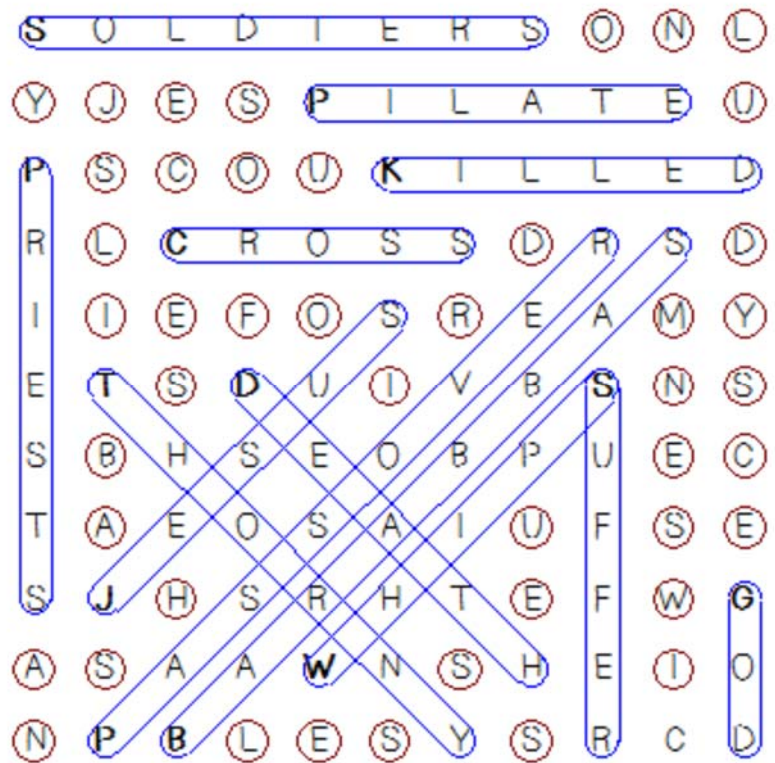
Cross out all the animals and write out the remaining words from the top line, going from left to right to get the memory verse.

Lesson 6—Jesus Died  
Message Word Search

Find the words in the list.  
When you are done, circle  
and write out the unused  
letters from the top line  
going from left to right until  
you complete the message  
below.

Message

ONLY JESUS COULD DIE  
FOR MY SINS BECAUSE  
HE WAS SINLESS.



Lesson 6—Jesus Died  
Cross Vowels

GOD SENT HIM TO DIE IN OUR PLACE  
TO TAKE AWAY OUR SINS. WE  
RECEIVE FORGIVENESS THROUGH FAITH  
IN THE BLOOD OF JESUS' DEATH.

Decode the cross  
vowels to write out  
the memory verse.

Lesson 7—Jesus Rose  
Spot The Differences

There are ten  
differences between  
pictures A and B.  
Circle the differences  
in picture B as you  
find them.



Lesson 7—Jesus Rose  
Decode The Numbers

Decode the numbers using the code box to write out the memory verse.

SO, JUST AS CHRIST WAS RAISED  
FROM THE DEAD BY THE WONDERFUL  
POWER OF THE FATHER, WE ALSO  
CAN LIVE A NEW LIFE.



# Lesson 8—Believe In Jesus

## Double Puzzle

Copy the letters in the numbered boxes to other boxes with the same numbers to find out who a believer is.

A	B	E	L	I	E	V	E	R	I	S	A	p	E	R	S	O	N
2	7	5	17	13	5	4	5	9	13	1	2	5	9	1	8	10	
W	H	O	B	E	L	I	E	V	E	S	I	N	J	E	S	U	S
18	15	8	7	5	17	13	5	4	5	1	13	10	19	5	1	20	1
T	O	B	E	S	A	V	E	D	F	R	O	M	S	I	N	S	
11	8	7	5	1	2	4	5	6	16	9	8	1	13	10	1		
T	O	L	I	V	E	F	O	R	G	O	D						
11	8	17	13	4	5	16	8	9	12	8	6						

Now use the letters in the numbered boxes to find out the other names for a believer.

SAVED, BORN AGAIN, SAINT, CHRISTIAN, BROTHER OR SISTER, FOLLOWER OF JESUS.

# Lesson 8—Believe In Jesus

## Fallen Letters

T	H	E	Y		S	A	I	D		T	O		H	I	M	,	
		"	B	E	L	I	E	V	E		I	N		T	H	E	
L	O	R	D		J	E	S	U	S		A	N	D		Y	O	U
W	I	L	L		B	E		S	A	V	E	D	—	Y	O	U	
A	N	D		A	L	L		T	H	E		P	E	O	P	L	E
	I	N		Y	O	U	R		H	O	U	S	E	.	"		
T	H	E	Y	E	S	A	I	D	E	T	O	N	H	I	M	E	U
L	O	R	B	A	L	I	E	V	S	V	I	N	D	T	H	O	E
W	I	L	D	Y	J	E	S	U	A	E	A	D	E	Y	Y	U	
A	N	D	L		B	E	R	S	H	O	E	P	E	O	O	L	
	I	N			L	L		T	H		U	S			P		
					O	U											

All the letters in the white blocks have fallen. Starting from the first column, put the letters back in the empty white blocks directly above them to write out the memory verse.

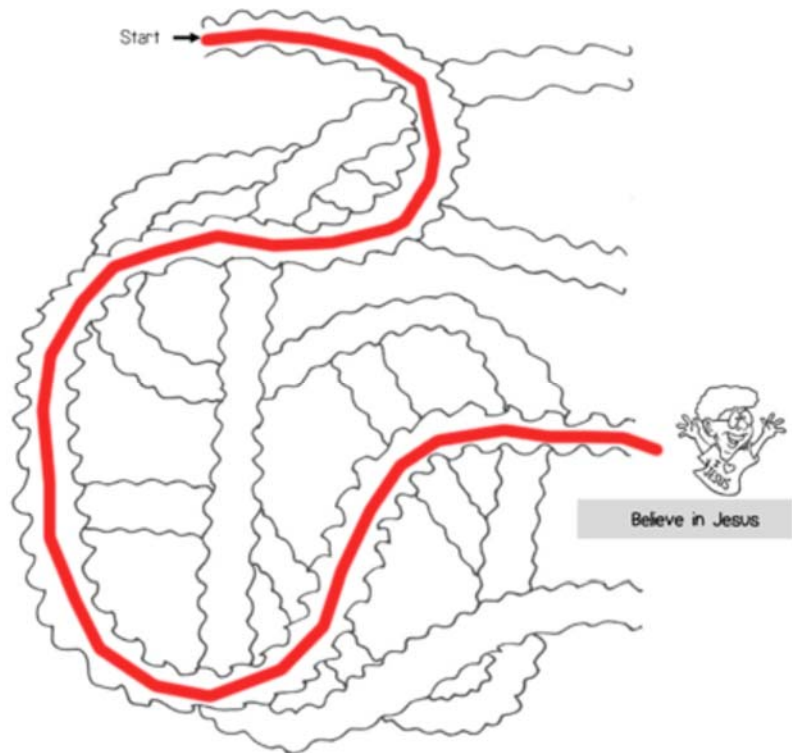
# Lesson 9—Only Jesus Only Way Path

Go through the path  
to find out the right  
answer.

What is the ONLY  
way to be saved  
from your sins so  
you can live for  
God?

Answer:

**Believe in Jesus**



## Lesson 9—Only Jesus Number The Words

1JESUS is the 2ONLY one  
who can 3SAVE  
4PEOPLE. His 5NAME is  
the 6ONLY 7POWER in  
the 8WORLD that has  
been 9GIVEN to 10SAVE  
11ANYONE. We must be  
12SAVED  
13THROUGH him!

#	WORDS
11	ANYONE
9	GIVEN
1	JESUS
5	NAME
2	ONLY
6	ONLY
4	PEOPLE
7	POWER
3	SAVE
10	SAVE
12	SAVED
13	THROUGH
8	WORLD

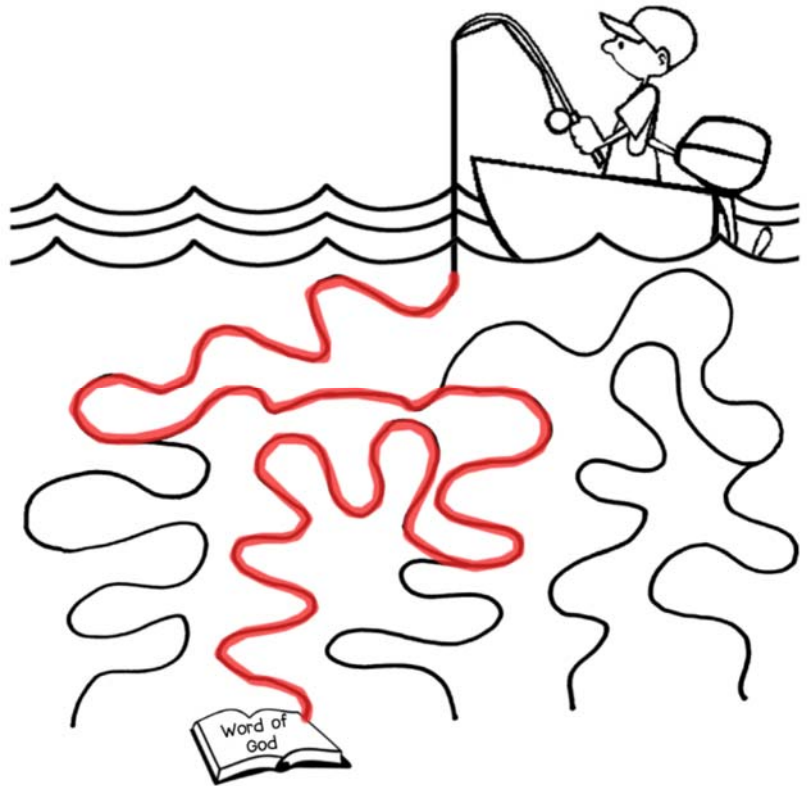
Numbers the words  
in the box from top  
to bottom [11-9-1-5-2-  
6-4-7-3-10-12-13-8]  
and fill the words in  
the memory verse  
according to the  
numbers.

Lesson 10—God Says So  
Fishing Line

Follow the right line  
FROM the answer.

What makes you  
sure that you believe  
in Jesus and are  
saved?

Answer:  
Word of God



Lesson 10—God Says So  
Unscramble

As the **SCRIPTURE** **SAYS**, "**ANYONE** who

SECUTPIRR ASSY AOYNEN

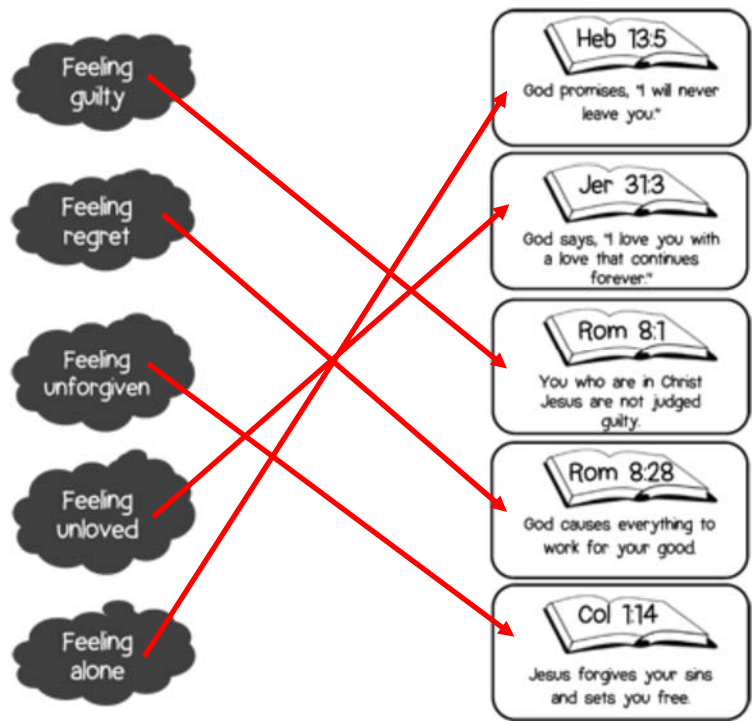
**CALLS** on the **LORD** **WILL** be **SAVED**."

SALCL LRDO LWLI ADEVS

Unscramble  
the  
scrambled  
words in  
the  
memory  
verse.

Lesson 11—Jesus Changes Hearts  
Scriptures To Feelings

Match the right Bible verses to deal with the feelings, so that you can live for God.



Lesson 11—Jesus Changes Hearts  
Follow The Arrows

THROUGH [JESUS], ALL PEOPLE  
COULD CHANGE THEIR HEARTS AND  
LIVES AND HAVE THEIR SINS  
FORGIVEN.

Starting from the heart with the underlined word, follow the arrows to write out the memory verse.

Lesson 12—God Makes New  
Reverse The Words

Now that God has made you a new person on the inside, some of the GOOD THINGS you can do are written in the boxes backwards. Reverse the words to find out what they are.

Example: (ELPMAXE NA SI  
SIHT) is (THIS IS AN  
EXAMPLE)

HTURT EHT KAEPS  
SPEAK THE TRUTH

SREHTO ROF YARP  
PRAY FOR OTHERS

SREHTO HTIW ERAHS  
SHARE WITH OTHERS

SDROW DNIK YAS  
SAY KIND WORDS

DROW S'DOG YEBO  
OBEY GOD'S WORD

SEROHC HTIW PLEH  
HELP WITH CHORES

ELIMS A EVIG  
GIVE A SMILE

DRAH KROW  
WORK HARD

NOITNETTA YAP  
PAY ATTENTION

---

Lesson 12—God Makes New  
Decode The Candies

THIS MEANS THAT **ANYONE** WHO  
**BELONGS** TO **CHRIST** HAS **BECOME** A  
**NEW PERSON**. THE **OLD LIFE** IS **GONE**;  
A **NEW LIFE** HAS **BEGUN**!

Decode the candies  
using the code box  
to write out the  
memory verse.



# Lesson 13—God With You

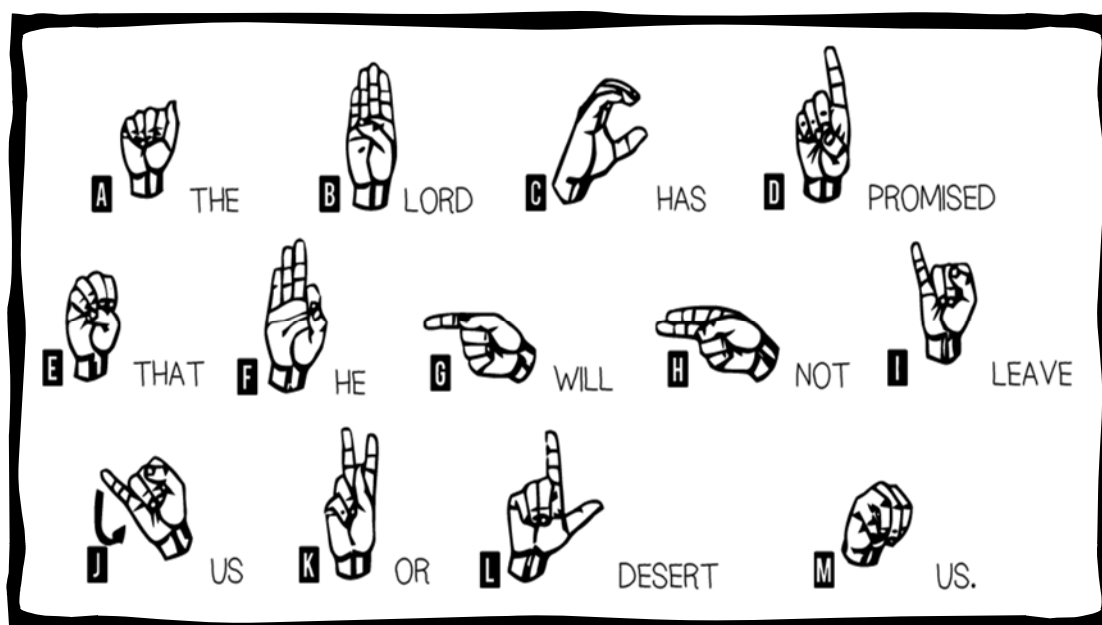
## Label The Pictures

Label the pictures of places and times that God is with you.



# Lesson 13—God With You

## Hand Alphabets



Rearrange the words after the hand alphabets in the right order to write out the memory verse.