

SOLUTION TO GROW IN LIVING FOR GOD Junior Activity Book

Scriptures

Easy-to-Read Version (ERV)

Copyright © 2006 by World Bible Translation Center

Contemporary English Version (CEV)

Copyright © 1995 by American Bible Society

New Century Version (NCV)

The Holy Bible, New Century Version®. Copyright © 2005 by Thomas Nelson, Inc.

New Living Translation (NLT)

Holy Bible. New Living Translation copyright© 1996, 2004, 2007, 2013 by Tyndale House Foundation.

Used by permission of Tyndale House Publishers Inc., Carol Stream, Illinois 60188. All rights reserved.

New International Version (NIV)

Holy Bible, New International Version®, NIV® Copyright © 1973, 1978, 1984, 2011 by Biblica, Inc.®

Used by permission. All rights reserved worldwide.

New King James Version (NKJV)

Scripture taken from the New King James Version®. Copyright © 1982 by Thomas Nelson. Used by permission. All rights reserved.

Images

Some of the images used in this book were purchased from Vector Stock and Graphics Factory but were modified by the author. The rest of the images were created by the author.

Trails, mazes © Bisi Adeyi

Solution To Grow In Living For God Junior Activity Book

Copyright © 2016 Bisi Adeyi

Published by Set Apart Child

Canada

www.setapartchild.com


Contact Email: setapartchild@gmail.com

All Rights Reserved. No part of this publication may be reproduced, stored in a retrieval system, or transmitted, in any form or in any means – by electronic, mechanical, digital, photocopying, recording or otherwise – without prior written permission of the publisher.

Lesson 1—Basic Teachings

Tell The Story

Use the pictures to fill in the blanks to tell Jesus' story about the seed.



K	T	N	Y	G	E	T	H	W	Q		
W	B	G	E	O	R	T	R	K	L	N	
K	J	B	Y	U	A	I	O	B	Y	V	I
D	G	E	N	M	S	G	H	T	B	R	
H	R	D	I	S	X	R	D	G	S	K	E
T	D	T	Y	N	E	P	H	F	U	I	U
R	D	E	E	W	D	S	Y	H	P	Q	
W	I	S	E	R	K	P	I	N	E	T	E
B	U	N	H	A	G	H	L	Y	G	M	
H	X	I	M	W	L	Q	H	K	O	S	
H	F	R	E	Y	Z	L	Q	W	P	J	
E	G	D	U	R	Q	W	O	J	E	W	

Lesson 1—Basic Teachings

Every Third Letter

BE LIKE
NEWBORN
BABIES WHO
ARE THIRSTY
FOR THE PURE
SPIRITUAL MILK
THAT WILL
HELP YOU
GROW.

Pick up and circle every third letter as you go through the letters in the alphabet box —from the first line, going from left to right, then use the circled letters to fill in the missing words in the memory verse.

Lesson 2—Dead Works

Circle The Answer

Why will these activities be dead works?

Circle the two correct answers in each box.

When I go to church, I

- a. Worship God
- b. Show off my clothes and shoes.
- c. Get my parents off my back.

When I play sports, it

- a. Prevents me from going to church.
- b. Makes me strong.
- c. Makes me feel I am better than other kids.

When I play video & computer games, it

- a. Gets me out of doing my chores.
- b. Relaxes me.
- c. Feels better than reading my Bible.

When I watch TV, I

- a. Enjoy it.
- b. Don't have to talk with my family.
- c. Can ignore my homework.

When I help people, it is because I

- a. Want people to think I am a nice person.
- b. Want them to give me gifts or money.
- c. Enjoy helping them.

Lesson 2—Dead Works


Fallen Letters

				L	I	V	E		I	N		A		W	A	Y		
	T	H	A	T		P	L	E	A	S	E	S		[G	O	D	,
	S	O]		T	H	A	T		Y	O	U	R		L	I	F	E
	W	I	L	L		P	R	O	D	U	C	E		G	O	O	D	
W	O	R	K	S		O	F		E	V	E	R	Y		K	I	N	D
	A	N	D		T	H	A	T		Y	O	U		W	I	L	L	
				G	R	O	W		I	N		Y	O	U	R			
		K	N	O	W	L	E	D	G	E		O	F		G	O	D	.
W	T	H	A	L	I	V	E	E	I	N	E	A	R	W	A	Y	D	E
	S	O	L	T	P	L	T	A	S	O	S	Y	G	G	O	F	D	
	W	I	K	L	T	H	A	O	D	Y	C	U	O	W	L	I	D	
	O	R	D	S	R	P	R	T	E	U	E	F	U	O	O	N		
	A	N	N	G	W	O	F	D	I	V	O	R			K	I	L	
		K		O		H	A		G	Y		U			I	L	D	
					O	W			N		O				R	O		
					L	E			E		O			G				

All the letters in the white blocks have fallen. Starting from the first column, put the letters back in the empty white blocks directly above them to write out the memory verse.

Lesson 3—Leave Dead Works
Spot The Differences

There are ten differences
between the farm pictures.
Circle the differences in
picture B as you find them.



Lesson 3—Leave Dead Works
Animal Vowels

TRUST THE LORD COMPLETELY,
AND DON'T DEPEND ON YOUR
OWN KNOWLEDGE.

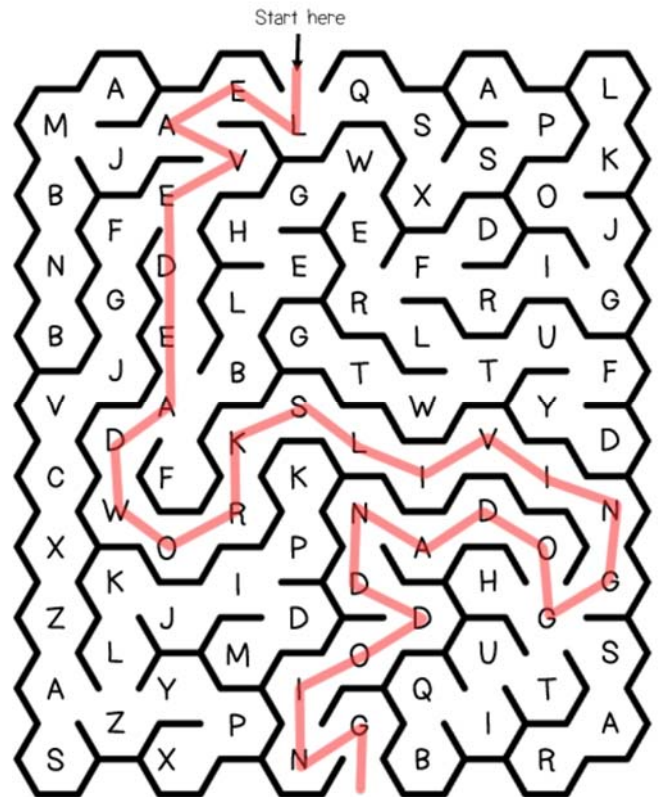
Decode the animals to get
the vowels
before writing out the
memory verse.

Lesson 4—Do Good Works
Secret Message Maze

As you go through the maze, pick out the letters along the way to fill out the blanks in the secret message below to find out how to do good works instead of dead works.

Secret Message

I CAN LEAVE DEAD
WORKS BY LIVING FOR
GOD AND DOING GOOD
WORKS.



Lesson 4—Do Good Works
Decode The Symbols

GOD PLANNED FOR US TO
DO GOOD THINGS AND TO
LIVE AS HE HAS ALWAYS
WANTED US TO LIVE.

Decode the symbols using
the code box to write out
the memory verse.







Lesson 5—Faith In God

Double Puzzles

Puzzle 1

Puzzle 1
Use the pictures to solve the puzzle of what Job lost.

Puzzle 2
Copy the letters from the numbered spaces above to get the answer.


Pictures Count the pictures to get the right numbers.	Numbers One, Three, Five, Seven.	Descriptions <small>Words: camels, daughters, donkeys, oxen, sheep, sons.</small>
	SEVEN	SONS
	THREE	DAUGHTERS 4
	SEVEN thousand	SHEEP 5
	THREE thousand	CAMELS 2
	ONE thousand	OXEN
	FIVE hundred 13	DONKEYS

Puzzle 2

But in end, Job still had his **F A I T H** in God!
1 2 3 4 5

Lesson 5—Faith In God

Letter Trails




Follow the right letter trail to write out the memory verse below.

Hint: Each word ends with an asterisk—*.

"HAVE FAITH IN GOD," JESUS ANSWERED.

Lesson 6—Being Sure Word Shields

Put a checkmark ✓ in the box of each word shield that shows that the speakers have faith in God and are sure that God will give the land of Canaan to the Israelites.



Lesson 6—Being Sure Words Table


FAITH MEANS BEING SURE
OF THE THINGS WE
HOPE FOR AND KNOWING
THAT SOMETHING IS
REAL EVEN IF WE DO
NOT SEE IT.

			WHEN	FAITH	MOSES	2
			BEING	MEANS	WAS	23
			SURE	SENDING	THEM	3
			OF	OUT	TO	3
			THE	THINGS	WE	321
			EXPLORE	ARE	HOPE	1
			HE	SAID	FOR	1
			GO	KNOWING	AND	12
			THE	THAT	THROUGH	2
COUNTRY	SEE	WHAT	THEN	SOMETHING	AND	2
THE	IF	EVEN	REAL	IS	INTO	2345
LOOKS	WE	LIKE	LEARN	ABOUT	THE	5
THE	DO	PEOPLE	WHO	LIVE	THERE	5
ARE	NOT	SEE	THEY	STRONG	OR	54
THEY.	FEW.	IT.	WEAK.	MANY.	GOOD.	4

Start from the shaded cell and draw an unbroken line through the memory verse words. Then write out the memory verse below.

Lesson 7—Will Not Disappoint
Word Search

Find the words in the list.
Words can go across, down
and in two diagonals.



Lesson 7—Will Not Disappoint
Unscramble

Unscramble the scrambled words in the boxes
to write out the missing words
in the memory verse.

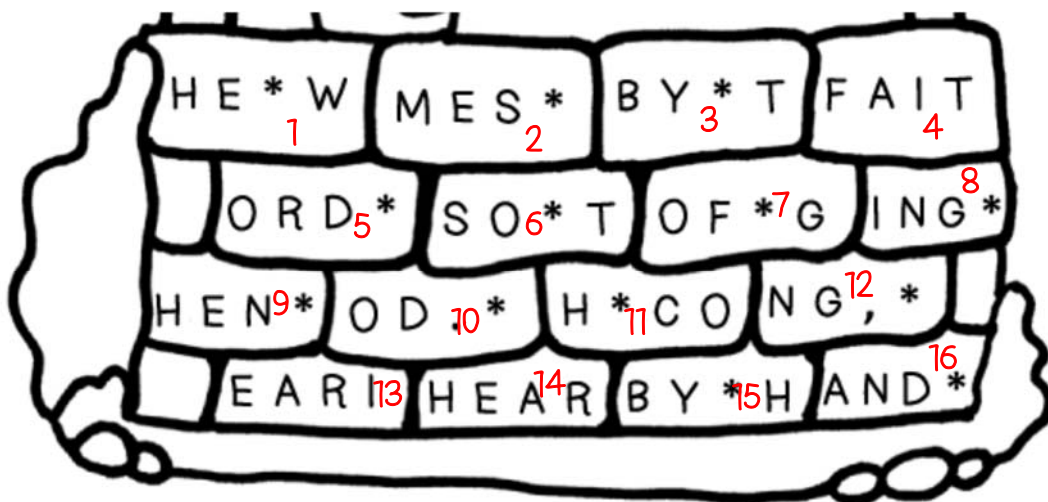
1. **KNOW** THAT I AM THE 2. **LORD**, AND 3. **ANYONE** WHO
4. **TRUSTS** IN ME WILL NOT BE 5. **DISAPPOINTED**.

Lesson 8—Comes By Hearing
Connect The Dots

Connect the dots.



Lesson 8—Comes By Hearing
Rearrange The Blocks



Rearrange the word blocks to write out the memory verse.

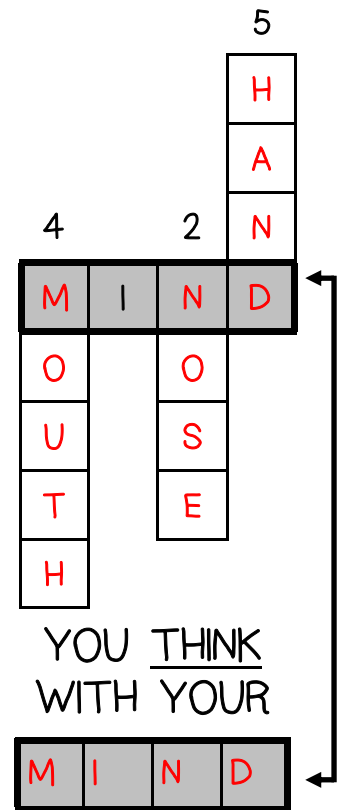
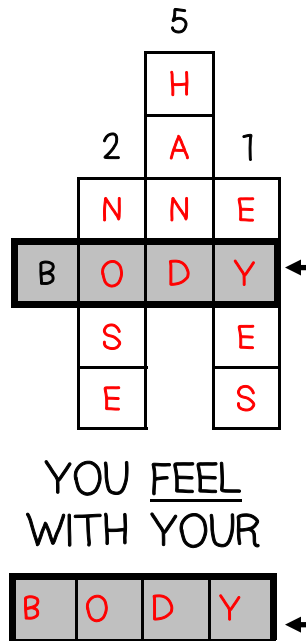
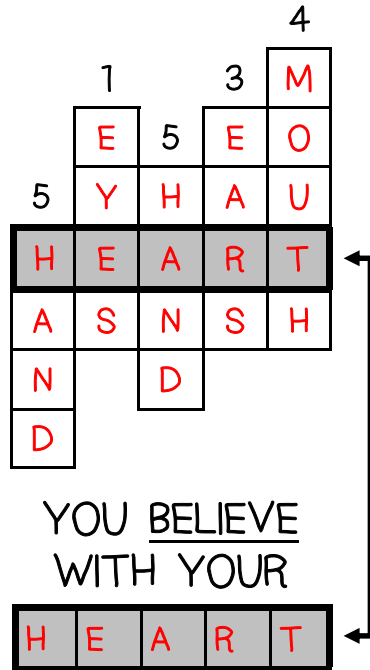
To help you, number the letter blocks from 1-16, from the top letter block, going from left to right, and rearrange in the following order: 6-9-4-11-2-15-13-12-16-14-8-3-1-5-7-10.

Note: The asterisks (*) are spaces in between the words.

SO THEN FAITH COMES BY HEARING,
AND HEARING BY THE WORD OF GOD.

Lesson 9—With Your Heart
Picture Word Puzzle

Use the pictures to fill in the missing words in the columns,
then write the answers below.



Lesson 9—With Your Heart
Follow The Arrows

FOR IT IS
WITH
YOUR
HEART
THAT
YOU
BELIEVE.


Starting from the star with
the underlined word, follow
the arrows to write out the
memory verse.

Lesson 10—Makes You Speak
Reverse The Words

Reverse David's words to
Goliath and write it out below
to find out what he said.

You come to me using
sword, spear, and javelin.
But I come to you in the
name of the Lord All-
Powerful, the God of the
armies of Israel. Today the
Lord will let me defeat you.
Then all the world will know
there is a God in Israel.




























Lesson 10—Makes You Speak
Mix-up Alphabets



Rearrange the
alphabet boxes
in the right
order and write
out the words
to get the
memory verse.

Lesson 11—Makes You Do Odd Fish

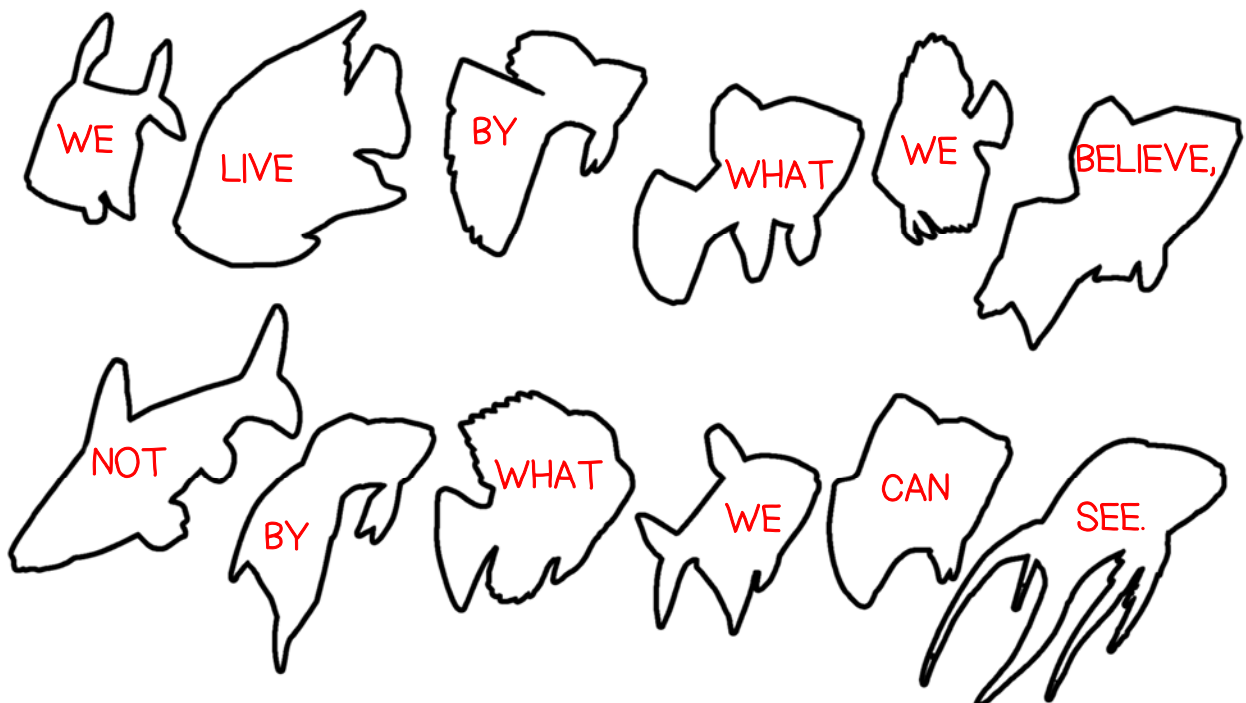
Circle the odd fish and the word under it in each box. Then write out the odd fish words in the blank lines below to complete the sentence.

 SAYING	 FEELING	 DOING	 WHY	 WHAT	 WHEN	 MAN'S	 EARTH'S	 GOD'S
 WORD	 LETTER	 PHRASE	 DOES	 FEELS	 SAYS	 BECAUSE	 SINCE	 BEFORE
 HE	 I	 WE	 THINK	 REASON	 BELIEVE	 HER.	 IT.	 THEM.

HAVING STRONG FAITH IN GOD IS DOING WHAT GOD'S WORD SAYS BECAUSE I BELIEVE IT.

Lesson 11—Makes You Do Matching Fish

Write in each blank fish below the word that appear in the matching fish to get the memory verse.



Lesson 12—Doesn't Give Up
Star Counting

Find the answers
to the questions
by counting the stars.

1. How old was Caleb when God promised to
give him a land in Canaan? **40**

2. How many years did it take for God's
promise to Caleb to be fulfilled? **45**

3. How old was Caleb when he finally got the
land in Canaan? **85**

Lesson 12—Doesn't Give Up
Number The Words

Number the words in the box from top to bottom [5-8-6-2-14-4-7-3-9-10-11-12-13-1] and fill the words in the memory verse according to the numbers.

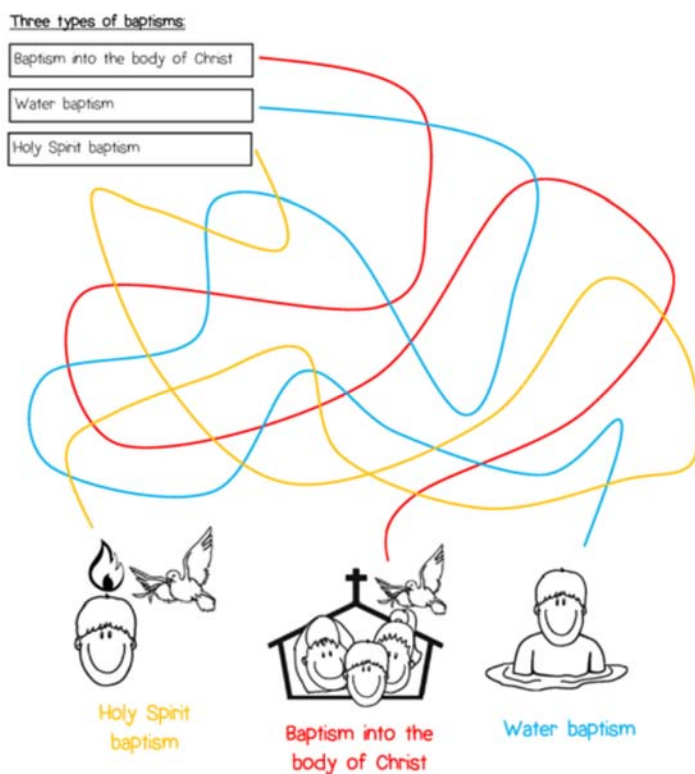
¹**WITHOUT** ²**FAITH** no one
can ³**PLEASE** ⁴**GOD**.
⁵**ANYONE** who ⁶**COMES** to
⁷**GOD** must ⁸**BELIEVE**
that he is ⁹**REAL** and that
he ¹⁰**REWARDS** ¹¹**THOSE**
who ¹²**TRULY** ¹³**WANT**
to ¹⁴**FIND** him.

#	WORDS
5	ANYONE
8	BELIEVE
6	COMES
2	FAITH
14	FIND
4	GOD
7	GOD
3	PLEASE
9	REAL
10	REWARDS
11	THOSE
12	TRULY
13	WANT
1	WITHOUT

Lesson 13—Baptisms

Follow The Lines

Follow the line from each baptism to label the pictures below.



Lesson 13—Baptisms

Countries Cross-out

Cross out all the countries and write out the remaining words from the top row, going from left to right to get the memory verse.

THEREFORE	NIGERIA	CANADA	GO	FINLAND	AND
MAKE	COLOMBIA	DISCIPLES	OF	ALGERIA	UKRAINE
ALL	NATIONS,	SENEGAL	LIBERIA	BAPTIZING	CHINA
THEM	ANGOLA	IN	SERBIA	THE	ZAMBIA
ETHIOPIA	NAME	TANZANIA	OF	ALBANIA	THE
FATHER	PANAMA	AND	ISRAEL	THAILAND	OF
BRAZIL	SINGAPORE	THE	SON	AND	ANDORRA
OF	LIBYA	THE	GREECE	HOLY	SPIRIT.

THEREFORE GO AND MAKE DISCIPLES OF ALL NATIONS, BAPTIZING THEM IN THE NAME OF THE FATHER AND OF THE SON AND OF THE HOLY SPIRIT.

Lesson 14—Body Of Christ
Letter Puzzle

Complete the words to find the answer.
Who baptizes you into the body of Christ?

	M	O	T	H	E	R			
			S	O	N				
			P	O	L	I	C	E	M
N	A	N	N	Y					
			N	U	R	S	E		
						P	A	S	T
					F	I	S	H	E
F	A	T	H	E	R				
			T	A	I	L	O	R	
D	A	U	G	H	T	E	R		

Lesson 14—Body Of Christ
Remove The Symbols


SOME OF US ARE JEWS, AND SOME
ARE GREEKS. SOME OF US ARE
SLAVES, AND SOME ARE FREE. BUT
WE WERE ALL BAPTIZED INTO ONE
BODY THROUGH ONE SPIRIT. AND WE
WERE ALL MADE TO SHARE IN THE
ONE SPIRIT.

Remove the
symbols—@#&—
from the words
to write out the
memory verse.

Lesson 15—Water Baptism

Subtract The Letters

Subtract the letters from the picture words to fill in the correct letters.




Going down into the water represents the

D E A T H

A

of Jesus




Being under the water represents the

B U R I A L

B

C

of Jesus



Coming up from the water represents the

R E S U R R E C T I O N

D

E

F

G

of Jesus

Lesson 15—Water Baptism

Caps Words Pick-up

Pick up the caps words and circle them as you go through the words in the table—from the top row, going from left to right. Then use the circled caps words to write out the memory verse.

WHEN	got	and	WE	ready	WERE
went.	BAPTIZED,	the	road	WE	DIED
AND	eunuch	WERE	BURIED	he	saw
from	WITH	was	man	CHRIST.	important
service	and	WE	WERE	BAPTIZED,	an
SO	official	THAT	of	queen	WE
taking	WOULD	LIVE	the	A	responsible
NEW	was	care	LIFE,	AS	money.
man	CHRIST	her	all	WAS	RAISED
TO	gone	LIFE.	his	way	worship.

WHEN WE WERE BAPTIZED, WE DIED AND WERE BURIED WITH CHRIST. WE WERE BAPTIZED, SO THAT WE WOULD LIVE A NEW LIFE, AS CHRIST WAS RAISED TO LIFE.

Lesson 16—Holy Spirit Baptism
Matching Fire


Match the letter fire in the
sign to the fire below to fill in
the answer.

Fill in the right answer.

You receive

P O W E R

to be a witness
for Jesus
through Holy
Spirit baptism.



Lesson 16—Holy Spirit Baptism
Decode The Fire

But **WHEN** the **HOLY SPIRIT**
COMES to you, you will
RECEIVE POWER. You will be
my **WITNESSES**—in
JERUSALEM, in all of **JUDEA**,
in **SAMARIA**, and in **EVERY**
PART of the **WORLD**.

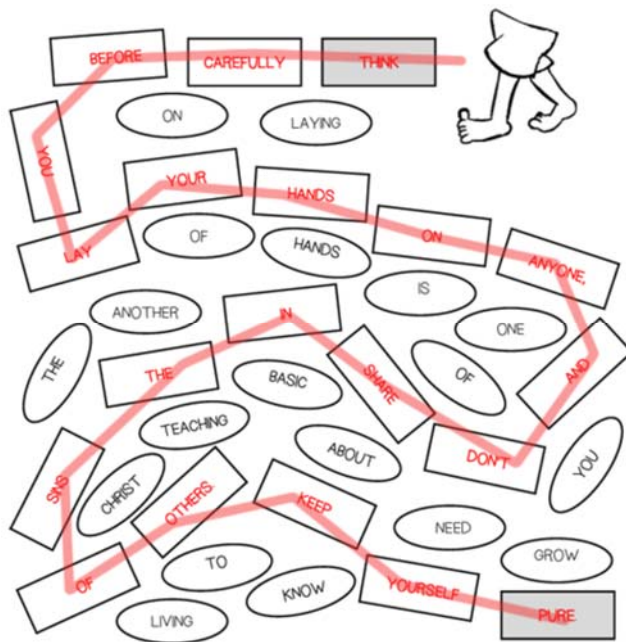
Decode the
fire using the
code box to
write out the
memory verse.

Lesson 17—Laying Your Hands
Cross Out QXZ

Cross out the letters QXZ and fill in the remaining letters in each square to find out the reasons for the laying on of hands.



Lesson 17—Laying Your Hands
Follow The Rectangles



Follow the rectangles, starting from the shaded rectangle at the top to the shaded rectangle below to write out the words of the memory verse.

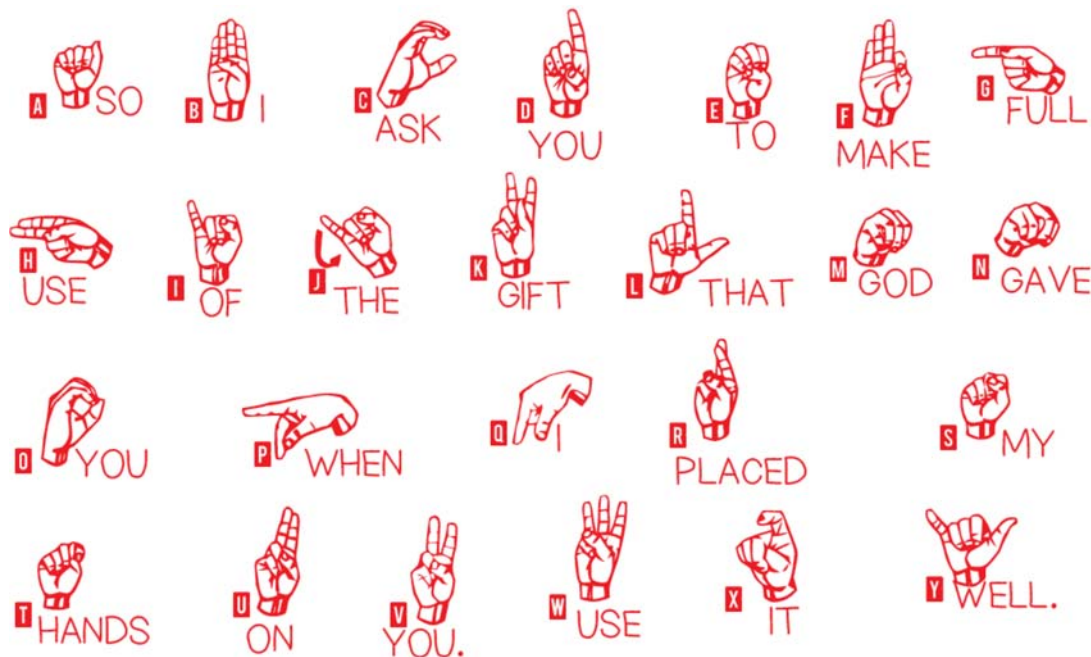
THINK CAREFULLY BEFORE YOU LAY YOUR HANDS ON ANYONE, AND
DON'T SHARE IN THE SINS OF OTHERS. KEEP YOURSELF PURE.

Lesson 18—For Special Work
Word Wheels

When Moses laid hands
on ¹JOSHUA, God
filled ¹JOSHUA with
the ²SPIRIT of
³WISDOM to help
him be a good
⁴LEADER and the
⁵PEOPLE
⁶OBEYED him.

Use the word
wheels to fill in
the blank words.


Lesson 18—For Special Work
Hand Alphabets




Arrange the
words of the
hand alphabets in
the right order
to write out the
memory verse.

Maze

Help Joseph and his sons find their way through the maze to his father so that he can lay his hands on Joseph's sons to bless them.



Rearrange The Children













Rearrange the children in the alphabetical order of their names to write out the words of the memory verse.

THEN JESUS HELD THE CHILDREN IN HIS ARMS. HE LAID HIS HANDS ON
THEM AND BLESSED THEM.

Lesson 20—For Healing
Picture Clues

What do you need to have when you lay hands on the sick for God to heal them? **F** **A** **I** **T** **H**
1 2 3 4 5

Find the correct letter for each clue to answer the question.

Find a letter that is in	 LEAF	but not in	 APPLE	F 1
Find a letter that is in	 BALL	but not in	 BELL	A 2
Find a letter that is in	 PIG	but not in	 GRAPES	I 3
Find a letter that is in	 HAT	but not in	 GOAT	H 4
Find a letter that is in	 CAT	but not in	 CAR	T 5

Lesson 20—For Healing
String Along

AND THE PEOPLE
WHO BELIEVE WILL
BE ABLE TO DO
THESE THINGS AS
PROOF: THEY WILL
LAY THEIR HANDS
ON SICK PEOPLE,
AND THEY WILL
GET WELL.

Follow the string from the sick girl to the healed girl to write out the memory verse.

Lesson 21—For Holy Spirit
Untwirl The Words

Untwirl the words in the spiral
to fill the blank lines below to
find out the different ways
to receive the Holy Spirit
baptism.

You can receive the Holy Spirit baptism when:

1. **OTHERS LAY HANDS** on you.
2. You **ASK GOD** for it.
3. **OTHERS PRAY** for you.
4. The **HOLY SPIRIT HIMSELF** comes on you.

Lesson 21—For Holy Spirit
NATO Phonetic Alphabets

Tango Hotel Echo November Papa Echo Tango Echo Romeo

Alpha November Delta Juliet Oscar Hotel November Lima Alpha India Delta

Tango Hotel Echo India Romeo Hotel Alpha November Delta Sierra

Uniform Papa Oscar November Tango Hotel Echo Sierra Echo

Bravo Echo Lima India Echo Victor Echo Romeo Sierra, Alpha November Delta

Tango Hotel Echo Yankee Romeo Echo Charlie Echo India Victor Echo Delta

Tango Hotel Echo Hotel Oscar Lima Yankee


Sierra Papa India Romeo India Tango.

Decode the memory verse
words by using the NATO
phonetic alphabet code words
to spell out the memory
verse.

**THEN PETER AND JOHN LAID THEIR HANDS UPON THESE BELIEVERS, AND
THEY RECEIVED THE HOLY SPIRIT.**

Lesson 22—Temporary Resurrection Bible Story

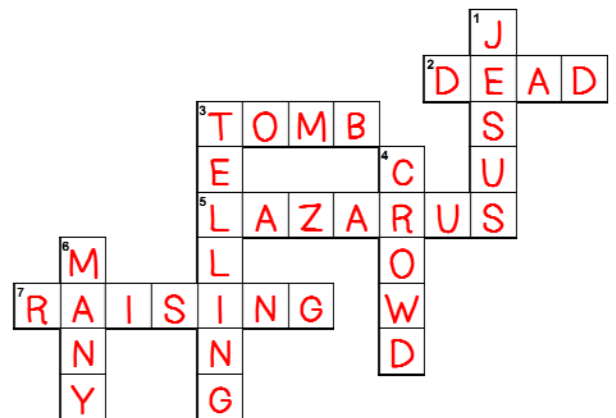
Fill in the picture number that matches the Bible story in each pod.



Lesson 22—Temporary Resurrection Cross Word


Solve the cross word to write out the memory verse.

(Lots) **MANY** IN THE (large group) **CROWD**
HAD SEEN (God's Son) **JESUS** CALL (dead
man Jesus raised from the dead) **LAZARUS**
FROM THE (grave) **TOMB**, (lifting up) **RAISING**
HIM FROM THE (not alive) **DEAD**, AND THEY
WERE (saying) **TELLING** OTHERS ABOUT IT.



Lesson 23—Permanent Resurrection
Message Word Search

Find the words in the list.
When you are done, circle
and write out the unused
letters from the top line
going from left to right until
you complete the message
below.



Message

WHEN I DIE, GOD WILL RAISE ME TO LIFE TO BE WITH HIM.

Lesson 23—Permanent Resurrection
Picture Vowels

I AM JUST AS SURE
AS THESE PEOPLE
ARE THAT GOD WILL
RAISE FROM DEATH
EVERYONE WHO IS
GOOD OR EVIL.

Decode the picture vowels to
write out the memory verse.

Lesson 24—Resurrection Of Jesus
Secret Language

Because Jesus rose from the dead:

I will take part in the **BELIEVER'S** **RESURRECTION.**
ገላጼ ሃሳስ ኃይለ ሃይለ

Use the secret
language tablet
below to
decode how
the
resurrection of
Jesus applies
to you.

I can take part in **WATER** **BAPTISM.**
ጠጠር ጸጋ

I have **ETERNAL** **LIFE.**
ጠጠር ጸጋ

God gives me a **NEW** **LIFE.**
ጠጠር ጸጋ

GOD'S **POWER** is for me.
ጸጋ ጸጋ

Lesson 24—Resurrection Of Jesus
Word Art

WE BELIEVE THAT JESUS
DIED AND THAT HE ROSE
AGAIN. SO, BECAUSE OF HIM,
GOD WILL RAISE WITH
JESUS THOSE WHO HAVE
DIED.

Arrange the words in the
word art according to their
number to write out the
memory verse.

Lesson 25—Eternal Judgment
Bible Quiz

In Jesus' teaching about eternal judgment,
the king told the godly people:

When I was hungry,
you gave me **FOOD** to eat.

When I was thirsty,
you gave me something to **DRINK**.

When I had no place to stay,
you welcomed me into your **HOME**.

When I was without **CLOTHES** ,
you gave me something to wear.

When I was **SICK** ,
you cared for me.

When I was in **PRISON**,
you came to visit me.

Use the pictures to
fill in the answers.

Lesson 25—Eternal Judgment
CamelCase

I Saw The Dead, Both Great
And Small, Standing Before
God's Throne. And The Dead
Were Judged According To
What They Had Done, As
Recorded In The Books.

All the words of the memory
verse are running together in
a CamelCase. Separate the
words to write out the
memory verse.

Hint: Each word starts with a
capital letter.


Lesson 26—Eternal Rewards

Do The Math

Count and write the number of talents the king gave each of his servants.


Count and write the number of talents each servant earned.

Add up the number of talents each servant presented to the king.



5


+




5

=


10


 Servant 1



2


+




2

=

4


 Servant 2




1


+

0

=

1



 Servant 3



BONUS QUESTION

Which servant did the king give an extra talent to?

Servant 1



Lesson 26—Eternal Rewards

Word Shape



The words of the memory verse are repeated many times to form the dollar sign shape. Starting from the first line and going from left to right, separate the words and write out the memory verse.

Hint: Each word is separated by \$ and each set of the memory verse ends with \$\$\$.

Start from the first word in the shape and end at the first \$\$\$.

I AM COMING SOON! AND WHEN I COME, I WILL REWARD EVERYONE FOR
WHAT THEY HAVE DONE.